

SPECIFICATIONS


Features/Benefits



- Diverter on Valve
- Requires Gerber Treysta™ Rough-In, G00GS555S (Horizontal Inputs) or G00GS557S (Vertical Inputs), Sold Separately
- Includes Treysta™ Ceramic Disc Pressure Balance Cartridge
- 12" Metal Shower Arm (D502157LSTC)
- DA666573 Tub Spout (D502157LSTC)
- Accommodates Back-to-Back Installation
- Finish-Matched Deep Wall Kit, D113001, Sold Separately
- Finish-Matched Gerber Shallow Wall Kit, GA663B11, Sold Separately



Available Color/Finishes

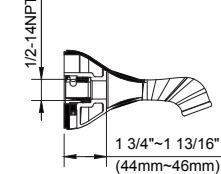
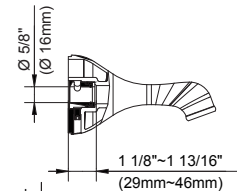
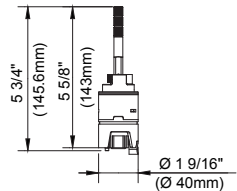
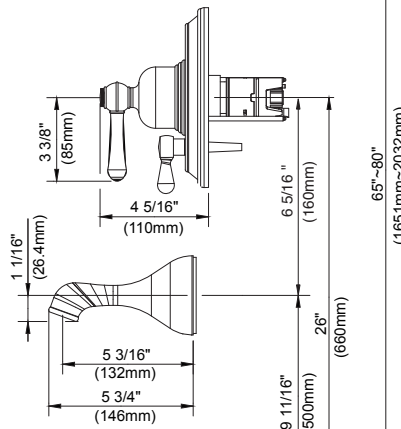
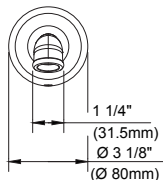
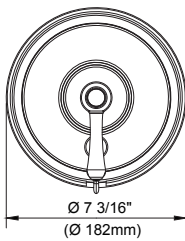
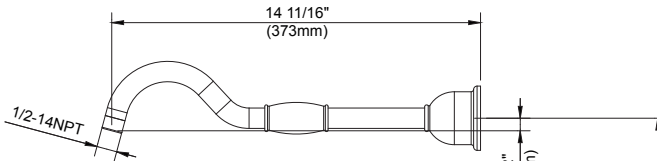
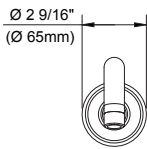
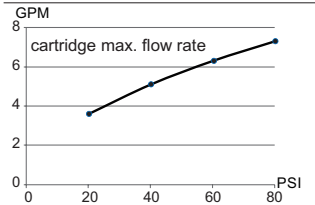
Color	Description
	Chrome

Please see danze.com or current price list for available finishes.
Finish is defined by additional suffix.

Standards & Certifications



Flow Rate



Submittal Information:

Name: _____
Location: _____

Contractor: _____
Contact #: _____