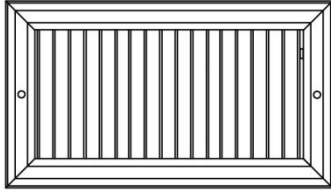




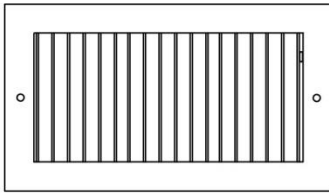
Residential Submittal Sheet

951 Series

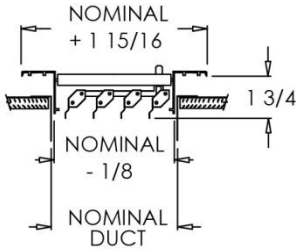
Adjustable Steel Blade Register



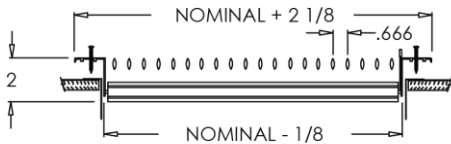
951 (Extruded Aluminum Frame)



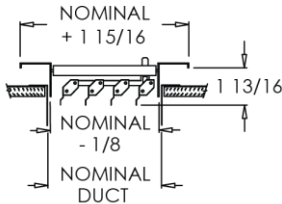
951 (Stamped Steel One Piece Frame)



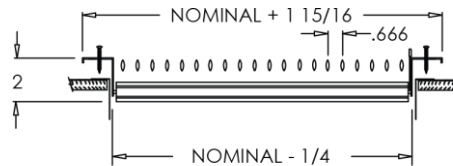
951 (Extruded Aluminum Frame)



951 (Extruded Aluminum Frame)



951 (Stamped Steel One Piece Frame)



951 (Stamped Steel One Piece Frame)

Model: 951

Description: Adjustable Steel Blade Register

Standard Features:

- Adjustable steel roll formed blades oriented for 1 or 2 way airflow pattern
- Blades parallel to shortest dimension
- One piece stamped frame on most common sizes, alternate frame is extruded aluminum with signature line marks
- Lever operated steel multi-shutter damper
- Designed for ceiling or sidewall applications
- Nylon bushings on adjustable blades prevent metal on metal rattle
- Countersunk mounting holes for flush appearance with color matching Phillips posi-drive screws
- Frame dependent on product size, refer to chart below
- Rust resistant pre-coat with durable powder finish
- Soft White

Options:

- Lever operated Opposed Blade Damper (951-0)
- Tool operated Opposed Blade Damper (TO-951-0)
- T-20 Tamper Proof Screws

Stamped Steel One Piece Frame Sizes

- | | | | |
|----------|-----------|-----------|-----------|
| • 6 x 6 | • 10 x 6 | • 12 x 12 | • 14 x 14 |
| • 8 x 4 | • 10 x 10 | • 14 x 4 | • 16 x 6 |
| • 8 x 6 | • 12 x 4 | • 14 x 6 | • 16 x 8 |
| • 8 x 8 | • 12 x 6 | • 14 x 8 | • 18 x 6 |
| • 10 x 4 | • 12 x 8 | • 14 x 10 | • 18 x 8 |

***Note:** Sizes not shown above use an extruded aluminum surface mount frame with signature line marks.

Additional Information:

Project / Location:

Engineer:

Architect:

Contractor:

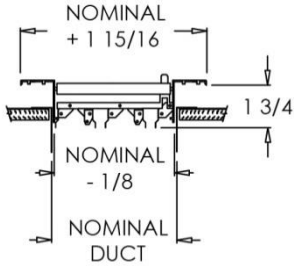
Submittal Notes



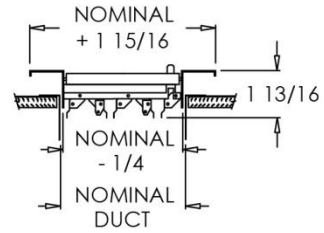
Residential Submittal Sheet

951 Series

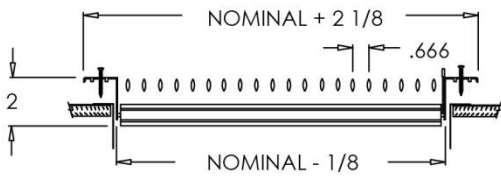
Adjustable Steel Blade Register



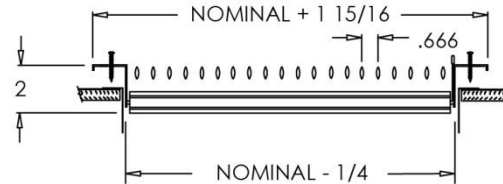
951-O (Extruded Aluminum Frame)



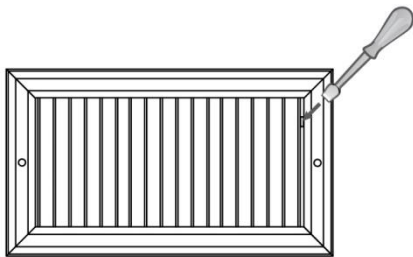
951-O (Stamped Steel One Piece Frame)



951-O (Extruded Aluminum Frame)



951-O (Stamped Steel One Piece Frame)



Tool Operated OBD (TO-951-0)

Additional Information:

Project / Location:	Submittal Notes
Engineer:	
Architect:	
Contractor:	