



see what Delta can do™

BATHROOM FAUCET

- Dorval™ Bath Collection
- Single Handle Deck Mount

STANDARD SPECIFICATIONS:

- Maximum 1.2 gpm @ 60 psi, 4.5 L/min @ 414 kPa
- One hole mount
- Diamond coated ceramic cartridge
- 3/8" O.D. straight, staggered PEX supply tubes
- Models have metal drain with pop-up type fitting with plated flange and stopper
- "LPU" models less pop-up drain, no lift rod hole
- Drain operates using vertical slide mechanism
- Optional red/blue indicator ring provided with handle kits

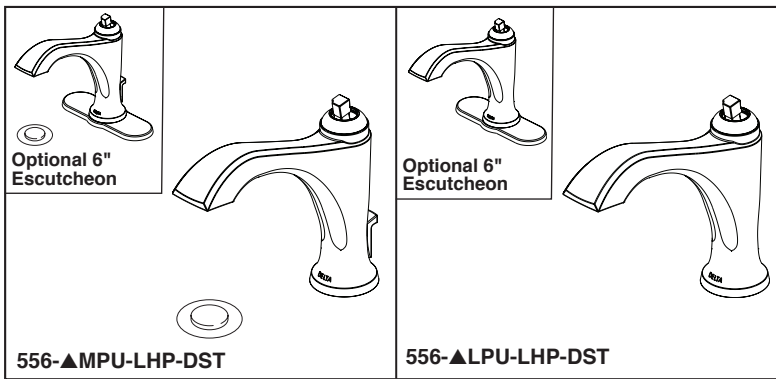
WARRANTY

- Parts and Finish - Lifetime limited warranty; or for commercial purchasers, 10 years for multi-family residential (apartments and condominiums) and 5 years for all other commercial uses, in each case from the date of purchase.
- Electronic Parts and Batteries (if applicable) - 5 years from the date of purchase; or for commercial purchasers, 1 year from the date of purchase. No warranty is provided on batteries.



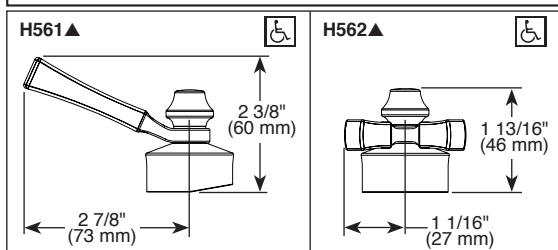
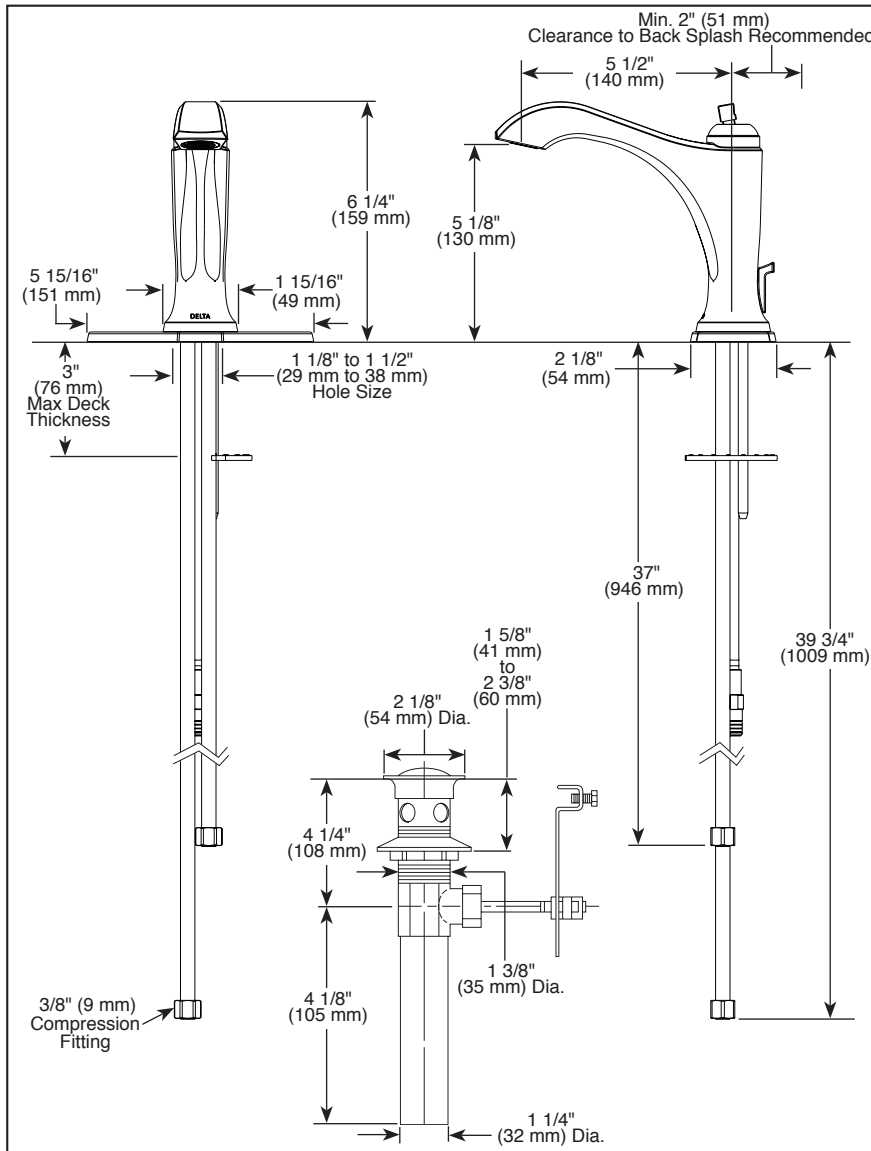
COMPLIES WITH:

- ASME A112.18.1 / CSA B125.1
- Indicates compliance to ICC/ANSI A117.1
- EPA WaterSense®



Submitted Model No.: _____

Specific Features: _____



▲ Designate Proper Finish Suffix

Delta reserves the right (1) to make changes in specifications and materials, and (2) to change or discontinue models, both without notice or obligation. Dimensions are for reference only. See current full-line price book or www.deltafaucet.com for finish options and product availability.

Delta Faucet Company

55 E. 111th Street, Indianapolis, IN 46280
 350 South Edgeware Road, St. Thomas, ON N5P 4L1
 © 2019 Delta Faucet Company