


MARSHALLTOWN®

BRICK TROWELS




PHILADELPHIA PATTERN

Philadelphia pattern trowels are better suited for laying block because they allow for more mortar to be placed on the blade.



LONDON PATTERN

London pattern trowels are the standard blade type for laying brick.



WIDE LONDON PATTERN

Wide London pattern trowels can be used for laying brick or block. The rounded heel places the mortar further forward on the blade than the Philadelphia style trowels.

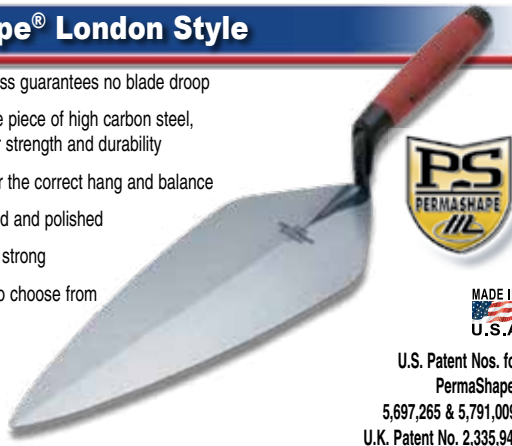
When you purchase a MARSHALLTOWN® Brick Trowel There Are No Surprises

No other brick trowel manufacturer can match MARSHALLTOWN's commitment to providing consistent quality. It all starts with our steel; a proprietary formula developed for the unique requirements of a brick trowel. We take our steel and carefully forge and heat treat it into brick trowels by using state of the art equipment that we have developed and refined into a unique factory dedicated to making the best brick trowels in the world. Our handle rise is always set at precisely the same angle. We hold extremely tight tolerances on blade thickness to maintain consistent flexibility and strength on every trowel we sell. We precisely maintain blade chemistry and hardness to guarantee that your trowel will perform better than expected. This all means that every single MARSHALLTOWN brick trowel we make is great. Most manufacturers can make a few good brick trowels, and maybe even one or two great ones. But they also make bad trowels, and you have to suffer through those bad trowels to get the few good ones. Choosing a MARSHALLTOWN brick trowel means that you choose to get a great brick trowel every time, so there are no surprises.



PermaShape® London Style

- PermaShape® process guarantees no blade droop
- Forged from a single piece of high carbon steel, then heat treated for strength and durability
- Handle rise is set for the correct hang and balance
- Blade is taper ground and polished
- Impact area is extra strong
- Four handle styles to choose from
- Sold 2 per inner pack/12 per outer pack



U.S. Patent Nos. for PermaShape®
5,697,265 & 5,791,009;
U.K. Patent No. 2,335,942

Philadelphia Style

- Forged from a single piece of high carbon steel, then heat treated for strength and durability
- Blade is taper ground and polished
- Handle rise is set for the correct hang and balance
- Impact area is extra strong
- Four handle styles to choose from
- Sold 2 per inner pack/12 per outer pack, sold 2 per inner pack/2 per outer pack where noted with *



DuraSoft® Handle
U.S. Patent Nos.
5,327,612 & 5,446,941

MARSHALLTOWN The Premier Line

EDI	Part#	Size-in.	Size-mm	Handle
10142	3312FGS	12 X 5½	305 X 130	
10235	33P12S	12 X 5½	305 X 130	
10736	33L12S	12 X 5½	305 X 130	
10143	3313FGS	13 X 5¾	330 X 137	
10141	3313S	13 X 5¾	330 X 137	
10237	33P13S	13 X 5¾	330 X 137	
10737	33L13S	13 X 5¾	330 X 137	

MARSHALLTOWN The Premier Line

EDI	Part#	Size-In.	Size-mm	Handle
10189	19 9.5FG	9½ X 4¾	241 X 121	
10190	19 9.5	9½ X 4¾	241 X 121	
10730	19P9.5	9½ X 4¾	241 X 121	
10731	19 L9.5	9½ X 4¾	241 X 121	
10105	19 10FG	10 X 5	254 X 127	
10106	19 10	10 X 5	254 X 127	
10206	19P10	10 X 5	254 X 127	
10306	19L10*	10 X 5	254 X 127	
10118	1910.5FG	10½ X 5¼	267 X 133	
10108	19 10.5	10½ X 5¼	267 X 133	
10208	19P10.5	10½ X 5¼	267 X 133	
10308	19L10.5*	10½ X 5¼	267 X 133	
10109	19 11FG	11 X 5½	279 X 140	
10110	19 11	11 X 5½	279 X 140	
10210	19P11	11 X 5½	279 X 140	
10310	19L11*	11 X 5½	279 X 140	
10112	19 11.5	11½ X 5¾	292 X 146	
10733	19 11.5FG	11½ X 5¾	292 X 146	
10212	19P11.5	11½ X 5¾	292 X 146	
10312	19L11.5*	11½ X 5¾	292 X 146	
10116	19 12FG	12 X 6	305 X 152	
10114	19 12	12 X 6	305 X 152	
10214	19P12	12 X 6	305 X 152	
10314	19L12*	12 X 6	305 X 152	

Wide London Style

- Forged from a single piece of high carbon steel, then heat treated for strength and durability
- Blade is taper ground and polished
- Impact area is extra strong
- Handle rise is set for the correct hang and balance
- Four handle styles to choose from
- Sold 2 per inner pack/12 per outer pack, sold 2 per inner pack/2 per outer pack where noted with *



DuraSoft® Handle
U.S. Patent Nos.
5,327,612 & 5,446,941

MARSHALLTOWN The Premier Line

EDI	Part#	Size-in.	Size-mm	Handle
10735	3410.5FG	10½ X 5¾	267 X 146	
10148	3410.5	10½ X 5¾	267 X 146	
10248	34P10.5	10½ X 5¾	267 X 146	
10348	34L10.5*	10½ X 5¾	267 X 146	
10152	3411FG	11 X 5¾	279 X 146	
10150	34 11	11 X 5¾	279 X 146	
10250	34P11	11 X 5¾	279 X 146	
10350	34L11*	11 X 5¾	279 X 146	
10153	3412FG	12 X 5¾	305 X 146	
10154	34 12	12 X 5¾	305 X 146	
10254	34P12	12 X 5¾	305 X 146	
10354	34L12*	12 X 5¾	305 X 146	



DuraSoft® Handle
U.S. Patent Nos.
5,327,612 & 5,446,941

London Style

- Forged from a single piece of high carbon steel, then heat treated for strength and durability
- Handle rise is set for the correct hang and balance
- Blade is taper ground and polished
- Impact area is stronger
- Four handle styles to choose from, options are shown in table
- Sold 2 per inner pack/12 per outer pack, sold 2 per outer pack where noted with*



MADE IN
U.S.A

DuraSoft® Handle
U.S. Patent Nos.
5,327,612 & 5,446,941

MARSHALLTOWN The Premier Line

EDI	Part#	Size-in.	Size-mm	Handle
10185	33 9FG	9 X 4¼	229 X 108	
10186	33 9	9 X 4¼	229 X 108	
10362	33P9	9 X 4¼	229 X 108	
10171	33L9	9 X 4¼	229 X 108	
10187	33 9.5FG	9½ X 4¾	241 X 111	
10188	33 9.5	9½ X 4¾	241 X 111	
10363	33P9.5	9½ X 4¾	241 X 111	
10173	33L9.5	9½ X 4¾	241 X 111	
10121	33 10FG	10 X 4¾	254 X 118	
10126	33 10	10 X 4¾	254 X 118	
10226	33P10	10 X 4¾	254 X 118	
10326	33L10*	10 X 4¾	254 X 118	
10122	33 10.5FG	10½ X 4¾	267 X 121	
10128	33 10.5	10½ X 4¾	267 X 121	
10228	33P10.5	10½ X 4¾	267 X 121	
10328	33L10.5*	10½ X 4¾	267 X 121	

MARSHALLTOWN The Premier Line

EDI	Part#	Size-in.	Size-mm	Handle
10123	33 11FG	11 X 4¾	279 X 124	
10130	33 11	11 X 4¾	279 X 124	
10230	33P11	11 X 4¾	279 X 124	
10330	33L11*	11 X 4¾	279 X 124	
10124	33 11.5FG	11½ X 5	292 X 127	
10132	33 11.5	11½ X 5	292 X 127	
10232	33P11.5	11½ X 5	292 X 127	
10332	33L11.5*	11½ X 5	292 X 127	
10125	33 12FG	12 X 5½	305 X 130	
10134	33 12	12 X 5½	305 X 130	
10234	33P12	12 X 5½	305 X 130	
10334	33L12*	12 X 5½	305 X 130	
10138	33 13FG	13 X 5¾	330 X 137	
10136	33 13	13 X 5¾	330 X 137	
10236	33P13	13 X 5¾	330 X 137	
10336	33L13*	13 X 5¾	330 X 137	

Brick Trowel Handles

- Will fit all of our **MARSHALLTOWN** brick trowels
- Sold 1 per inner pack/12 per outer pack



MADE IN
U.S.A

MARSHALLTOWN The Premier Line

EDI	Part#	Description	Dia.-in.	Dia.-mm
19106	14	Wood	1¼	31
19108	14P	Plastic	1½	38
19107	14L	Leather	1½	32

Trowel Handle Bumper

- Replacement bumper for DuraSoft® brick trowel handles
- Sold 1 per inner pack/1 per outer pack



MADE IN
U.S.A

MARSHALLTOWN The Premier Line

EDI	Part#	Size-in.	Size-mm
19104	19104	N/A	N/A

Ceremonial Trowel

- Excellent for retirement gifts, award presentations or ground breaking ceremonies
- Laser etched graphics on carbon steel blade, clear powder coated for rust protection
- Sold 1 per inner pack/ 1 per outer pack

DuraSoft® Handle
U.S. Patent Nos.
5,327,612 & 5,446,941




MADE IN
U.S.A.

MARSHALLTOWN The Premier Line

EDI	Part#	Size-in.	Size-mm
16031	16031	10 X 4 $\frac{5}{8}$	254 X 118

London & Wide London Style

- Durable construction
- Perfect for projects of any size
- Designed for repeated use but priced for the Do-It-Yourselfer
- Soft grip handle for increased comfort
- Sold 6 per inner pack/6 per outer pack



QLT^{BY}MARSHALLTOWN

EDI	Part#	Style	Size-in.	Size-mm
10752	BTSG11	London	11 X 4 $\frac{3}{4}$	279 X 121
18588	BTSG1155	Wide London	11 X 5 $\frac{1}{2}$	279 X 140
18586	BTSG12	London	12 X 5	305 X 127

London Style

- Durable construction
- Designed for repeated use but priced for the Do-It-Yourselfer
- Perfect for projects of any size
- Plastic no slip grip handle
- Sold 6 per inner pack/60 per outer pack



QLT^{BY}MARSHALLTOWN

EDI	Part#	Size-in.	Size-mm
10746	BTP10	10 X 4 $\frac{3}{4}$	254 X 121

Philadelphia Style

- Blade is tempered, ground and polished
- Hardwood handle
- Philadelphia pattern allows more mortar to be placed on the blade
- Sold 6 per inner pack/60 per outer pack



QLT^{BY}MARSHALLTOWN

EDI	Part#	Size-in.	Size-mm
16196	96	10 X 5	254 X 127

London Style

- Blade is tempered, ground and polished
- Hardwood handle
- London pattern trowels are designed for laying brick
- Rounded heel shapes the blade so that the mortar is carried a little further forward on the blade
- Sold 6 per inner pack/60 per outer pack

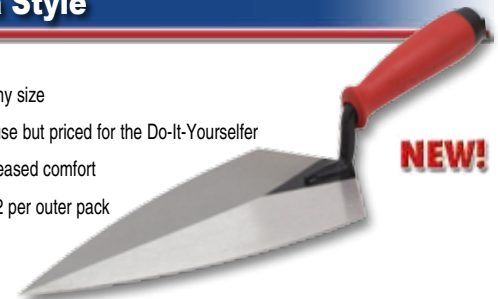


QLT^{BY}MARSHALLTOWN

EDI	Part#	Size-in.	Size-mm
16126	926	10 X 4 $\frac{3}{4}$	254 X 121

Philadelphia Style

- Durable construction
- Perfect for projects of any size
- Designed for repeated use but priced for the Do-It-Yourselfer
- Soft grip handle for increased comfort
- Sold 1 per inner pack/12 per outer pack



QLT^{BY}MARSHALLTOWN

EDI	Part#	Size-in.	Size-mm
18587	BTSG10	10 X 5	254 X 127

Left & Right Handed Bucket Trowels

- Forged from a single piece of high carbon steel
- Available for right or left handed use
- Sold 6 per inner pack/6 per outer pack



MADE IN
U.S.A.

MARSHALLTOWN The Premier Line

EDI	Part#	Description	Size-in.	Size-mm
10102	19 7.5	Right Angled	7 $\frac{1}{2}$	191
10104	19 8.25	Right Angled	8 $\frac{1}{4}$	210
10823	19 7.5L	Left Angled	7 $\frac{1}{2}$	191
10824	19 8.25L	Left Angled	8 $\frac{1}{4}$	210

Bucket Trowels

- Durable construction
- Designed for repeated use but priced for the Do-It-Yourselfer
- Soft grip handle for increased comfort
- BKTSG75SS is made of stainless steel
- Sold 1 per inner pack/12 per outer pack, sold 1 per inner pack/6 per outer pack where noted with *



NEW!

QLT BY MARSHALLTOWN

EDI	Part#	Description	Size-in.	Size-mm
18738	BKTSG75SS	Stainless Steel	7½	191
18736	BKTSG75*	Carbon Steel	7½	191
18737	BKTSG825*	Carbon Steel	8¼	210

Pointing Trowels

- Durable construction
- Perfect for projects of any size
- Designed for repeated use but priced for the Do-It-Yourselfer
- Soft grip handle for increased comfort
- **New items indicated in red**
- Sold 6 per inner pack/6 per outer pack, sold 1 per inner pack/6 per outer pack where noted with *



QLT BY MARSHALLTOWN

EDI	Part#	Size-in.	Size-mm
10744	PTSG525	5 X 2½	127 X 64
18633	PTSG6275*	6 X 2¾	152 X 70
18634	PTSG73*	7 X 3	178 X 76

Philadelphia Style Pointing Trowels

- Forged from a single piece of high carbon steel for unsurpassed strength
- Choice of resilient DuraSoft® handle with integral finger guard or hardwood handle with metal ferrule
- Extra flexible blade indicated in table with *
- Sold 6 per inner pack/6 per outer pack



MADE IN
U.S.A

U.S. Patent Nos.
5,327,612 & 5,446,941

MARSHALLTOWN The Premier Line

EDI	Part#	Size-in.	Size-mm	Handle
11119	45 4.5D	4½ X 2¼	114 X 57	
11122	45 4.5	4½ X 2¼	114 X 57	
11125	45 5D	5 X 2½	127 X 64	
11124	45 5	5 X 2½	127 X 64	
11133	45 6A*	6 X 2¾	152 X 70	
11127	45 6D	6 X 2¾	152 X 70	
11128	45 6	6 X 2¾	152 X 70	
11131	45 7D	7 X 3	178 X 76	
11130	45 7	7 X 3	178 X 76	

Pointing Trowel

- Durable construction
- Perfect for projects of any size
- Designed for repeated use but priced for the Do-It-Yourselfer
- Plastic no slip grip handle
- Sold 12 per inner pack/120 per outer pack



QLT BY MARSHALLTOWN

EDI	Part#	Size-in.	Size-mm
10743	PTP525	5 X 2½	127 X 64
10745	PTP73	7 X 3	178 X 76

Pointing Trowels

- Tempered blade is fully ground and polished
- Hardwood handle
- Sold 12 per inner pack/120 per outer pack



QLT BY MARSHALLTOWN

EDI	Part#	Size-in.	Size-mm
16195	95	5½ X 2¾	140 X 70
16125	925	7 X 3	178 X 76

London Style Pointing Trowels

- Forged from a single piece of high carbon steel for unsurpassed strength
- Resilient DuraSoft® handle provides a soft feel, reduces fatigue and offers excellent durability
- Integral finger guard protects against calluses, heat and cold
- Sold 6 per inner pack/6 per outer pack



MADE IN
U.S.A

U.S. Patent Nos.
5,327,612 & 5,446,941

MARSHALLTOWN The Premier Line

EDI	Part#	Size-in.	Size-mm	Handle
11113	46 114D	4 X 2	102 X 51	
11117	46 115D	5 X 2¼	127 X 57	
11118	46 116D	6 X 2½	152 X 64	

Pointing Trowel

- Durable plastic construction
- Won't rust or corrode
- Sold 24 per inner pack/24 per outer pack




MADE IN
U.S.A.

QLT BY MARSHALLTOWN

EDI	Part#	Size-in.	Size-mm
16282	PPT282	6 X 3½	152 X 79

Margin Trowels

- Forged from a single piece of high carbon steel
- Tempered, ground and polished from toe to heel
- Choice of resilient DuraSoft® handle with integral finger guard or hardwood handle with metal ferrule
- Sold 6 per inner pack/6 per outer pack



MADE IN
U.S.A.


U.S. Patent Nos.
5,327,612 & 5,446,941

MARSHALLTOWN The Premier Line

EDI	Part#	Size-in.	Size-mm	Handle
11198	52D	5 X 2	127 X 51	
11202	52	5 X 2	127 X 51	
11205	54D	5 X 1½	127 X 38	
11204	54	5 X 1½	127 X 38	
11207	56D	6 X 2	152 X 51	
11206	56	6 X 2	152 X 51	
11209	58D	8 X 2	203 X 51	
11208	58	8 X 2	203 X 51	

Margin Trowels

- Durable construction
- Perfect for projects of any size
- Designed for repeated use but priced for the Do-It-Yourselfer
- Soft grip handle for increased comfort
- MTSG52SS is made of stainless steel
- **New items indicated in red**
- Sold 6 per inner pack/6 per outer pack, sold 1 per inner pack/6 per outer pack where noted with *



QLT BY MARSHALLTOWN

EDI	Part#	Description	Size-in.	Size-mm
18632	MTSG52SS*	Stainless Steel	5 X 2	127 X 51
18630	MTSG515*	Carbon Steel	5 X 1½	127 X 38
10739	MTSG52	Carbon Steel	5 X 2	127 X 51
10740	MTSG62	Carbon Steel	6 X 2	152 X 51
18631	MTSG82*	Carbon Steel	8 X 2	203 X 51

Margin Trowel

- Durable construction
- Perfect for projects of any size
- Designed for repeated use but priced for the Do-It-Yourselfer
- Plastic no slip grip handle
- Sold 12 per inner pack/120 per outer pack



QLT BY MARSHALLTOWN

EDI	Part#	Size-in.	Size-mm
10738	MTP52	5 X 2	127 X 51

Margin Trowels

- Tempered steel blade is fully ground and polished
- Hardwood handle
- Sold 12 per inner pack/120 per outer pack



QLT BY MARSHALLTOWN

EDI	Part#	Size-in.	Size-mm
16197	97	5 X 2	127 X 51
16200	934	5 X 1½	127 X 38

Margin Trowel

- Hard temper steel blade
- Durable contoured plastic handle
- Sold 12 per inner pack/120 per outer pack



QLT BY MARSHALLTOWN

EDI	Part#	Size-in.	Size-mm
16233	202	5 X 2	127 X 51

Margin Trowel

- Durable plastic construction
- Won't rust or corrode
- Sold 12 per inner pack/12 per outer pack




MADE IN
U.S.A.

QLT BY MARSHALLTOWN

EDI	Part#	Size-in.	Size-mm
16280	PMT280	5 X 2	127 X 51

Archaeology Trowels

- Forged from a single piece of highest grade tool steel; good for cutting compacted sediment and compressed soils
- Heavy duty trowels have a thicker blade that withstands the intense pressures of scraping and cutting
- Tempered, ground and polished
- Hardwood handle with metal ferrule
- Holster has rugged construction and long-wearing protective insert, riveted belt loop for secure and easy portability
- Standard archaeology trowels sold 1 per inner pack/1 per outer pack
- Heavy duty archaeology trowels sold 6 per inner pack/6 per outer pack, sold 1 per inner pack/6 per outer pack where noted with *



MADE IN
U.S.A

MARSHALLTOWN The Premier Line

EDI	Part#	Description	Size-in.	Size-mm
11121	ATH45	Pointing Trowel w/Holster	4½ X 2¼	115 X 57
11123	ATH50	Pointing Trowel w/Holster	5 X 2½	127 X 64
11203	ATH54	Margin Trowel w/Holster	5 X 1½	127 X 38
11163	ATH63	Leather Holster	N/A	N/A

Heavy Duty Archaeology Trowels

EDI	Part#	Description	Size-in.	Size-mm
16942	ATH114S*	London Pointing Trowel w/ Holster	4 X 2	102 X 51
16940	ATH45S*	Pointing Trowel w/ Holster	4½ X 2¼	114 X 57
16941	ATH50S*	Pointing Trowel w/ Holster	5 X 2½	127 X 64
16943	ATH54S*	Margin Trowel w/ Holster	5 X 1½	127 X 38
16946	46 114S	London Pointing Trowel-Wood	4 X 2	102 X 51
16944	45 4.5S	Pointing Trowel - Wood	4½ X 2¼	114 X 57
16945	45 5S	Pointing Trowel-Wood	5 X 2½	127 X 64
16947	54S	Margin Trowel-Wood	5 X 1½	127 X 38
16950	46 114SD	London Pointing Trowel-DuraSoft®	4 X 2	102 X 51
16948	45 4.5SD	Pointing Trowel-DuraSoft®	4½ X 2¼	114 X 57
16949	45 5SD	Pointing Trowel-DuraSoft®	5 X 2½	127 X 64
16951	54SD	Margin Trowel-DuraSoft®	5 X 1½	127 X 38

Gauging Trowels

- Forged from a single piece of high carbon steel
- Carefully taper ground and polished
- Many uses, including mixing or "gauging" small quantities of mortar or quick setting plaster
- Choice of resilient DuraSoft® handle with integral finger guard or hardwood handle with metal ferrule
- Sold 12 per inner pack/12 per outer pack



MADE IN
U.S.A

U.S. Patent Nos.
5,327,612 & 5,446,941

MARSHALLTOWN The Premier Line

EDI	Part#	Size-in.	Size-mm	Handle
10749	48D	7X 3¾	178 X 86	
10748	48	7X 3¾	178 X 86	

Gauging Trowel

- Durable construction
- Perfect for projects of any size
- Designed for repeated use but priced for the Do-It-Yourselfer
- Soft grip handle for increased comfort
- Sold 1 per inner pack/6 per outer pack



QLT[®] MARSHALLTOWN

EDI	Part#	Size-in.	Size-mm
18635	GTSG35	7X 3¾	178 X 86

Gauging Trowel

- Durable construction
- Perfect for projects of any size
- Designed for repeated use but priced for the Do-It-Yourselfer
- Plastic no slip grip handle
- Sold 6 per inner pack/60 per outer pack



QLT[®] MARSHALLTOWN

EDI	Part#	Size-in.	Size-mm
10742	GTP7	7X 3¾	178 X 86

Gauging Trowel

- Tempered blade; fully ground and polished
- Hardwood handle
- Many uses, including mixing or "gauging" small quantities of mortar or quick setting plaster
- Sold 6 per inner pack/60 per outer pack




QLT[®] MARSHALLTOWN

EDI	Part#	Size-in.	Size-mm
16124	924	7X 3¾	178 X 86

Coke Trowels

- Forged from a single piece of the highest grade tool steel
- Tempered, ground and polished
- Hardwood handle with metal ferrule
- Sold 6 per inner pack/6 per outer pack




MADE IN
U.S.A

MARSHALLTOWN The Premier Line

EDI	Part#	Size-in.	Size-mm
10671	71	9½ X 3¾	242 X 95
10673	73	10 X 2	254 X 51

Insulator's Trowels

- Forged from a single piece of the highest grade tool steel
- Tempered, ground and polished
- Hardwood handle with metal ferrule
- Flexible blade is ideal for working with insulation
- Sold 12 per inner pack/12 per outer pack



MADE IN
U.S.A

U.S. Patent Nos.
5,327,612 & 5,446,941

MARSHALLTOWN The Premier Line

EDI	Part#	Size-in.	Size-mm	Handle
11102	47A	5½ X 17½	140 X 48	
10750	48A	7 X 3¾	178 X 86	
10751	48AD	7 X 3¾	178 X 86	

Adjustable Aluminum Hawk

- Unique adjustable handle allows for more forearm support
- Oversized hard-rolled aluminum blade for increased capacity
- Edges have been smoothed and corners rounded
- Handle and sponge callus preventer included
- Sold 1 per inner pack/12 per outer pack



MADE IN
U.S.A


U.S. Patent No. 554,966

MARSHALLTOWN The Premier Line

EDI	Part#	Size-in.	Size-mm
15212	AH212D	15¾ X 19½	400 X 500

Magnesium Hawks

- Made of lightweight durable magnesium
- Score marks are machined to a uniform depth and specially shaped to help the blade remain flat
- Callus preventer and handle included
- "W" indicates wood, "D" indicates DuraSoft® handle
- Sold 1 per inner pack/12 per outer pack, sold 1 per inner pack/18 per outer pack where noted with *



MADE IN
U.S.A

MARSHALLTOWN The Premier Line

EDI	Part#	Size-in.	Size-mm	Handle
13808	5205W*	8 X 8	203 X 203	
13809	5205D*	8 X 8	203 X 203	
15207	5207W*	10 X 10	254 X 254	
15220	5207D*	10 X 10	254 X 254	
13814	5209W	12 X 12	305 X 305	
13815	5209D	12 X 12	305 X 305	
15209	5206W	13 X 13	330 X 330	
15219	5206D	13 X 13	330 X 330	
13816	5210W	13½ X 13½	343 X 343	
13821	5210D	13½ X 13½	343 X 343	
15208	5208W	14 X 14	356 X 356	
15221	5208D	14 X 14	356 X 356	
13825	5211W	16 X 16	406 X 406	
13826	5211D	16 X 16	406 X 406	

Aluminum Hawks

- Made of heavy gauge, hard-rolled aluminum
- Edges have been smoothed and the corners rounded
- Callus preventer and handle included
- "W" indicates wood, "D" indicates DuraSoft® handle
- Sold 1 per inner pack/12 per outer pack, 18 per outer pack where noted with *



MADE IN
U.S.A

MARSHALLTOWN The Premier Line

EDI	Part#	Size-in.	Size-mm	Handle
13833	8W*	8 X 8	203 X 203	
13835	8D*	8 X 8	203 X 203	
13850	7W*	9 X 9	229 X 229	
13851	7D*	9 X 9	229 X 229	
15203	3W*	10 X 10	254 X 254	
15217	3D*	10 X 10	254 X 254	
15205	5W	12 X 12	305 X 305	
15218	5D	12 X 12	305 X 305	
15200	1W	13 X 13	330 X 330	
15215	1D	13 X 13	330 X 330	
15202	2W	13½ X 13½	343 X 343	
15216	2D	13½ X 13½	343 X 343	
13853	6W	14 X 14	356 X 356	
14400	6D	14 X 14	356 X 356	

Composite Hawk

- Made of unique composite material
- Won't warp or react with caustic materials
- DuraSoft® handle and sponge rubber callus preventer
- Sold 1 per inner pack/12 per outer pack



MADE IN
U.S.A

MARSHALLTOWN The Premier Line

EDI	Part#	Size-in.	Size-mm
15222	2166D	12 X 12	305 X 305

Aluminum Hawk

- Made of heavy gauge, hard-rolled aluminum
- Lightweight but durable
- Smoothed edges and rounded corners
- Has a threaded 3⅝" (92mm) flange
- Wood handle and sponge callus preventer included
- Sold 6 per inner pack/24 per outer pack




QLT[™] MARSHALLTOWN

EDI	Part#	Size-in.	Size-mm
14659	AH659	13 X 13	330 X 330

Tuck Pointers

- Forged from one piece of high carbon steel
- Tapered for the required sturdiness and correct flexibility
- High shank and high lift give plenty of hand room
- Choice of resilient DuraSoft® handle with integral finger guard or hardwood handle with metal ferrule
- Sold 6 per inner pack/6 per outer pack



MADE IN
U.S.A.
U.S. Patent Nos.
5,327,612 & 5,446,941

MARSHALLTOWN The Premier Line

EDI	Part#	Size-in.	Size-mm	Handle
10523	502D	6½ X ⅜	165 X 4	
10522	502	6½ X ⅜	165 X 4	
11311	503D	6½ X ¼	165 X 6	
11303	503	6½ X ¼	165 X 6	
11313	504D	6¾ X ⅝	172 X 8	
11304	504	6¾ X ⅝	172 X 8	
11315	505D	6¾ X ¾	172 X 10	
11305	505	6¾ X ¾	172 X 10	
11317	506D	6¾ X ½	172 X 13	
11306	506	6¾ X ½	172 X 13	
11319	507D	6¾ X ⅝	172 X 16	
11307	507	6¾ X ⅝	172 X 16	
11321	508D	6¾ X ¾	172 X 19	
11308	508	6¾ X ¾	172 X 19	
11323	509D	6¾ X 7/8	172 X 22	
11309	509	6¾ X 7/8	172 X 22	
11324	510D	6¾ X 1	172 X 25	
11310	510	6¾ X 1	172 X 25	

Tuck Pointers

- Durable construction
- Perfect for projects of any size
- Designed for repeated use but priced for the Do-It-Yourselfer
- Soft grip handle for increased comfort
- **New items indicated in red**
- Sold 1 per inner pack/6 per outer pack, sold 6 per inner pack/6 per outer pack where noted with *



QLT^{BY}MARSHALLTOWN

EDI	Part#	Size-in.	Size-mm
18637	TPSG614	6½ X ¼	165 X 6
10741	TPSG38*	6 X ⅜	152 X 10
18638	TPSG655	6¾ X ½	172 X 13

Tuck Pointers

- Tempered blade that is fully ground and polished
- Hardwood handle
- Sold 12 per inner pack/120 per outer pack




QLT^{BY}MARSHALLTOWN

EDI	Part#	Size-in.	Size-mm
16129	929	6 X ¼	152 X 6
16198	98	6 X ⅜	152 X 10
16130	930	6 X ½	152 X 13

Thick Slickers

- Slickers are 1/8" (3mm) thick to last longer
- High carbon steel is tempered, hardened and polished
- Used to make a flat joint between brick and block
- 10" (254mm) length
- Sold 6 per inner pack/72 per outer pack




MADE IN
U.S.A.

MARSHALLTOWN The Premier Line

EDI	Part#	Size-in.	Size-mm
15558	558	1/4 & 3/8	6 & 10
15560	560	3/8 & 1/2	10 & 13
15562	562	1/2 & 5/8	13 & 16
15564	564	5/8 & 3/4	16 & 19
15566	566	3/4 & 7/8	19 & 22
15568	568	7/8 & 1	22 & 25

Single-Size Thick Slickers

- Steel thickness is 1/8" (3mm)
- High carbon steel is tempered, hardened and polished
- 10" (254mm) overall length
- Same joint width on both ends
- Sold 6 per inner pack/72 per outer pack




MADE IN
U.S.A.

MARSHALLTOWN The Premier Line

EDI	Part#	Size-in.	Size-mm
10361	SL316	3/16	5
10349	SL14	1/4	6
10351	SL38	3/8	10
10352	SL12	1/2	13
10353	SL58	5/8	16
10355	SL34	3/4	19
10356	SL78	7/8	22
10357	SL1	1	25

Standard Slickers

- High carbon steel is tempered, hardened and polished
- Used to make a flat joint between brick and block
- 10" (254mm) length
- Sold 6 per inner pack/72 per outer pack




MADE IN
U.S.A

MARSHALLTOWN The Premier Line

EDI	Part#	Size-in.	Size-mm
15523	32	¼ & ¾	6 & 10
15525	35	½ & 5/8	13 & 16

Brick Jointers

- Made from high carbon steel
- Each end is a different joint size
- 10½" (267mm) length
- Sold 6 per inner pack/72 per outer pack



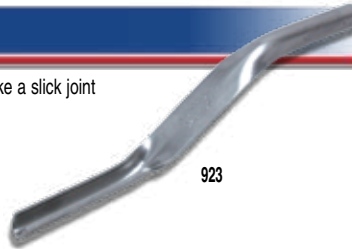
MADE IN
U.S.A

MARSHALLTOWN The Premier Line

EDI	Part#	Size-in.	Size-mm
15522	80	½ & 5/8	13 & 16
15524	81	¾ & 7/8	19 & 22
15526	82	5/8 & ¾	16 & 19
15528	83	¾ & 1/2	10 & 13

Brick Jointers

- Made from carbon steel and polished to make a slick joint
- 10½" (267mm) length
- Sold 6 per inner pack/72 per outer pack




923

QLT[™] BY MARSHALLTOWN

EDI	Part#	Size-in.	Size-mm
16122	922	5/8 & ¾	16 & 19
16123	923	¾ & 1/2	10 & 13
16131	931	1/2 & 5/8	13 & 16

Concave & Convex Brick Jointers

- Made from high carbon steel
- Hardwood handle with metal ferrule
- High lift handle for increased knuckle clearance
- Concave/convex refers to the joint left by the tool
- Sold 6 per inner pack/6 per outer pack



BJCV1

BJCC1


MADE IN
U.S.A

MARSHALLTOWN The Premier Line

EDI	Part#	Description	Size-in.	Size-mm
10315	BJCC38	Concave	¾	10
10316	BJCC12	Concave	½	13
10317	BJCC58	Concave	5/8	16
10318	BJCC34	Concave	¾	19
10319	BJCC1	Concave	1	25
10320	BJCV38	Convex	¾	10
10321	BJCV12	Convex	½	13
10322	BJCV58	Convex	5/8	16
10323	BJCV34	Convex	¾	19
10324	BJCV1	Convex	1	25

Acrylic Jointers

- Shaped from hardened acrylic material
- Will not mark or discolor white mortar
- Durable and lightweight
- Ideal for work with glass block
- 11½" (292mm) length
- Sold 6 per inner pack/6 per outer pack



75

MADE IN
U.S.A

MARSHALLTOWN The Premier Line

EDI	Part#	Size-in.	Size-mm
15550	75	¾	10
15552	76	½	13
15554	77	5/8	16
15556	78	¾	19

Barrel Jointer

- Barrel jointer set includes four popular sizes of changeable hardened steel barrels - 1/2, 5/8, 3/4 and 7/8" (13mm, 16 mm, 19mm, and 22mm)
- Threaded barrels are easy to change
- Sold 6 per inner pack/60 per outer pack, replacement barrels are sold 6 per inner pack/6 per outer pack



QLT BY MARSHALLTOWN

EDI	Part#	Description	Size-in.	Size-mm
10850	BJ850	Barrel Jointer	8 1/2 X 2 1/2	216 X 64
10851	RB851	Repl. Barrels	1/2	13
10852	RB852	Repl. Barrels	5/8	16
10853	RB853	Repl. Barrels	3/4	19
10854	RB854	Repl. Barrels	7/8	22

Ball Jointer

- Ball head allows for consistent joints from every angle
- Compact design fits into pockets quickly and easily
- Two joint sizes in one: 1/2" and 5/8" (13mm and 16mm)
- Sold 1 pair per inner pack/6 pair per outer pack



MADE IN
U.S.A.

MARSHALLTOWN The Premier Line

EDI	Part#	Size-in.	Size-mm
10799	BBJ1258	1/2 & 5/8	13 & 16

Grapevine Jointer

- Forged from high grade tool steel and heat treated
- Straight true bit makes a clean "colonial" joint
- Blade length is 3 1/2" (89mm)
- Bit size is 1/8" (3mm)
- Sold 6 per inner pack/6 per outer pack



MADE IN
U.S.A.

U.S. Patent Nos.
5,327,612 & 5,446,941

MARSHALLTOWN The Premier Line

EDI	Part#	Size-in.	Size-mm
15532	84HD	1/2	13

Double Sided Grapevine Jointers

- Forged from high grade tool steel and heat treated
- Straight true bit makes a clean "colonial" joint
- A different size on each end of the jointer
- Sold 6 per inner pack/6 per outer pack



MADE IN
U.S.A.

MARSHALLTOWN The Premier Line

EDI	Part#	Size-in.	Size-mm
10302	GJ5834	5/8 & 3/4	16 & 19
10303	GJ1258	1/2 & 5/8	13 X 16

Grapevine Jointers

- Forged from high grade tool steel and heat treated
- Straight true bit makes a clean "colonial" joint
- Double-ended design gives twice the wear as others
- Length is 8 1/2" (216mm), bit size is 1/8" (3mm)
- Sold 6 per inner pack/6 per outer pack



MADE IN
U.S.A.

MARSHALLTOWN The Premier Line

EDI	Part#	Size-in.	Size-mm
15529	84	1/2	13
15530	85	5/8	16

Joint Raker

- Large 1 3/4" (44mm) skate wheels
- Strong aluminum handle is contoured to fit the hand and squared off at the end
- Hardened nail, adjusts to proper depth
- Sold 12 per inner pack/12 per outer pack



MADE IN
U.S.A.

MARSHALLTOWN The Premier Line

EDI	Part#	Size-in.	Size-mm
15502	89	8 1/2 X 3	216 X 76

Steel Body Skate Raker

- Durable all steel body
- Rugged 2 1/4" (57mm) plastic wheels
- Soft rubber grip
- Hardened nail can be adjusted to proper depth
- Sold 1 per inner pack/12 per outer pack



QLT BY MARSHALLTOWN

EDI	Part#	Size-in.	Size-mm
15668	SR668	8 7/8 X 4 1/4	225 X 108

Joint Raker

- Die-cut from 1/8" (3mm) steel
- A 5/16" (8mm) and a 3/8" (10mm) tab at either end rakes corners
- Sold 6 per inner pack/72 per outer pack



MADE IN
U.S.A.

QLT BY MARSHALLTOWN

EDI	Part#	Size-in.	Size-mm
16193	93	N/A	N/A

Solid Half Round Sled Runners

- Blade of solid construction with heavy gauge steel mounting
- Resilient DuraSoft® handle provides a soft feel, reduces fatigue and offers excellent durability
- Both ends are turned up for use in either direction
- Sold 6 per inner pack/6 per outer pack




MADE IN
U.S.A

MARSHALLTOWN The Premier Line

EDI	Part#	Size-in.	Size-mm
16548	609D	15 X 1/2	381 X 13
16549	610D	15 X 5/8	381 X 16
14391	619D	15 X 3/4	381 X 19
16567	617D	18 X 1/2	457 X 13
16568	618D	18 X 5/8	457 X 16
14392	620D	18 X 3/4	457 X 19

Half Round Sled Runners

- Heavy gauge steel mounting
- Resilient DuraSoft® handle provides a soft feel, reduces fatigue and offers excellent durability
- Popular for making half-round sunken or half-round rodded joints
- Both ends are turned up for use in either direction
- Sold 6 per inner pack/6 per outer pack



MADE IN
U.S.A

MARSHALLTOWN The Premier Line

EDI	Part#	Size-in.	Size-mm
16561	611D	15 X 1/2	381 X 13
16562	612D	15 X 5/8	381 X 16
14393	621D	15 X 3/4	381 X 19
16563	613D	18 X 1/2	457 X 13
16564	614D	18 X 5/8	457 X 16
14394	622D	18 X 3/4	457 X 19
18641	623D	24 X 1/2	610 X 13
18642	624D	24 X 5/8	610 X 16
18643	625D	24 X 3/4	610 X 19

"V" Joint Sled Runners

- Heavy gauge steel mounting
- Resilient DuraSoft® handle provides a soft feel, reduces fatigue and offers excellent durability
- Sides are 3/4" (19mm)
- "V" pattern provides a center line to emphasize the joint and conceal irregularities
- Sold 6 per inner pack/6 per outer pack



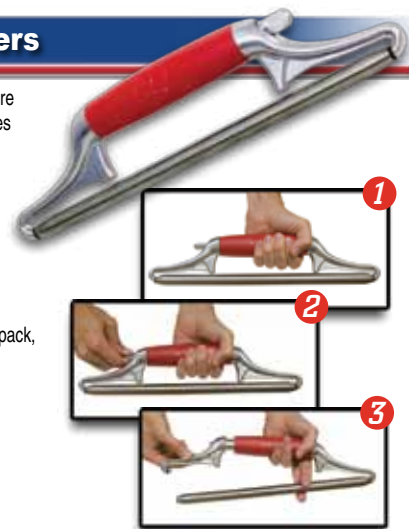
MADE IN
U.S.A

MARSHALLTOWN The Premier Line

EDI	Part#	Size-in.	Size-mm
16565	615D	15	381
16566	616D	18	457

Barrel Sled Runners

- Quick switch barrel system - no more fumbling with screws and end pieces
- Heat-treated carbon steel barrels
- Lightweight die cast aluminum end pieces
- Comfortable structural foam handle
- Barrels are 16" (406mm) long
- Sold 1 per inner pack/12 per outer pack,




QLT BY MARSHALLTOWN

EDI	Part#	Description	Size-in.	Size-mm
10675	BSR16	3/4" Sled Runner	16	406
10685	BSR16H	Repl. Handle	7 3/4	197
10680	RB1612	Barrel for BSR16	1/2 X 16	13 X 406
10681	RB1658	Barrel for BSR16	5/8 X 16	16 X 406
10682	RB1634	Barrel for BSR16	3/4 X 16	19 X 406
10683	RB1678	Barrel for BSR16	7/8 X 16	22 X 406

Grout Bags

- Made of seamless black vinyl
- Available with or without a 3/8" (10mm) metal tip
- Replacement tip sold separately
- Sold 1 per inner pack/72 per outer pack



MADE IN
U.S.A

MARSHALLTOWN The Premier Line

EDI	Part#	Description	Size-in.	Size-mm
17817	GB691	w/o Tip	12 X 24	305 X 610
17818	GB692	w/ Tip	12 X 24	305 X 610
17819	RT693	Tip Only	N/A	N/A

Blu-Tip™ Grout Bag

- Made from seamless white plastic
- Blue molded-in tip can be cut to the desired opening
- Easy cleanup
- Sold 1 per inner pack/72 per outer pack



MADE IN
U.S.A

MARSHALLTOWN The Premier Line

EDI	Part#	Size-in.	Size-mm
17816	GB690	12 X 24	305 X 610

Disposable Grout Bag

- Great for hard to clean materials
- Trim tip to desired opening
- 50 bags per box
- Use with or without a metal tip RT693 (sold separately), see page 17
- Thermally sealed edge and tip to prevent leaks
- Sold 1 per inner pack/4 per outer pack




QLT BY MARSHALLTOWN

EDI	Part#	Size-in.	Size-mm
16661	DGB661	11 X 21	279 X 533

Estwing Brick Hammers

- Made of a single piece of forged steel with nylon-vinyl cushion bricklayer grip
- Fully polished face
- Designed for breaking, trimming and cleaning brick
- Not intended for striking chisels or metal
- **WARNING:** Always wear safety goggles when using this tool
- Inner/outer pack quantities are shown in table



MADE IN
U.S.A

MARSHALLTOWN The Premier Line

EDI	Part#	Length-in.	Length-mm	Weight-oz.	Inner/Outer
16666	E312BL	10	254	12	4/48
16668	E320BLC	11	279	20	4/24
16669	E324BLC	11	279	24	2/24

Brick Hammers

- Strong fiberglass shaft with cushion grip built to last
- Fully polished face
- Not intended for striking chisels or metal
- **WARNING:** Always wear safety goggles when using this tool
- Sold 4 per inner pack/24 per outer pack, sold 4 per inner pack/12 per outer pack where noted with*



MADE IN
U.S.A

MARSHALLTOWN The Premier Line

EDI	Part#	Length-in.	Length-mm	Weight-oz.
16673	BHF616	12½	318	16
16674	BHF624*	14	356	24

Brick Hammers

- Forged in one piece from high grade steel
- Perfectly balanced and securely fitted with a comfortable hickory handle
- Designed for breaking, trimming and cleaning brick
- Not intended for striking chisels or metal
- **WARNING:** Always wear safety goggles when using this tool
- Sold 4 per inner pack/24 per outer pack



MADE IN
U.S.A

MARSHALLTOWN The Premier Line

EDI	Part#	Length-in.	Length-mm	Weight-oz.
16560	600	11	279	16
16559	601	11½	292	24

Solid Steel Brick Hammer

- 20 oz. solid steel construction
- Soft grip handle
- Designed for breaking, trimming and cleaning brick
- Not intended for striking chisels or metal
- **WARNING:** Always wear safety goggles when using this tool
- Sold 4 per inner pack/24 per outer pack



QLT BY MARSHALLTOWN

EDI	Part#	Length-in.	Length-mm	Weight-oz.
10809	BHS720	11	279	20

Brick Hammers

- Drop forged from high grade steel
- Expertly balanced and securely fitted with a comfortable hardwood handle
- Has a fully polished, milled face
- Not intended for striking chisels or metal
- **WARNING:** Always wear safety goggles when using this tool
- BH760 sold 6 per inner pack/36 per outer pack, BH761 sold 6 per inner pack/24 per outer pack



QLT BY MARSHALLTOWN

EDI	Part#	Length-in.	Length-mm	Weight-oz.
10845	BH760	11½	292	16
10846	BH761	11½	292	24

Plumb® Wide Bit Brick Hammer

- Forged head with sharp, 2" wide bit for cleaner cutting of the brick
- Durable, black epoxy powder coated head
- Strong Fiberglass handle with comfortable cushion grip
- Permabond® between the head and handle
- **WARNING:** Always wear safety goggles when using this tool
- Sold 1 per inner pack/1 per outer pack



MARSHALLTOWN The Premier Line

EDI	Part#	Size-oz.	Size-kg
15544	M11502	20	.57

Toothed Bush Hammers

- Creates a rough, pockmarked texture that resembles naturally weathered rock
- Heavy duty 16" hickory handle
- **WARNING:** Always wear safety goggles when using this tool
- Sold 1 per inner pack/6 per outer pack



QLT BY MARSHALLTOWN

EDI	Part#	Length-in.	Length-mm	Weight-lb.
10476	TBH3	15 1/2	394	3
10477	TBH4	15 3/4	400	4

Stone Mason's Hammer

- Sharp end used to chip off edges or small pieces of stone
- Heavy duty 16" hickory handle
- **WARNING:** Always wear safety goggles when using this tool
- Sold 1 per inner pack/6 per outer pack



QLT BY MARSHALLTOWN

EDI	Part#	Weight-lbs	Weight-oz
10473	SMH3	3	48
10474	SMH4	4	64
10475	SMH6	6	96

Stainless Steel Wall Capping Tools

- Blade of heavy gauge stainless steel
- Resilient DuraSoft® handle provides a soft feel, reduces fatigue and offers excellent durability
- Sturdy steel mounting
- Produces a clean rounded cap on masonry walls
- Sold 2 per inner pack/2 per outer pack



MADE IN U.S.A.

MARSHALLTOWN The Premier Line

EDI	Part#	Size-in.	Size-mm
16224	WCT6	6	152
16226	WCT8	8	203

Carbide Tipped Point Chisels

- For roughing out and knocking off high spots
- **WARNING:** Always wear safety goggles when using this tool
- Sold 1 per inner pack/1 per outer pack



CTHPOINT78

MADE IN U.S.A.

MARSHALLTOWN The Premier Line

EDI	Part#	Length	Width	Stock
13258	CTHPOINT58	8 1/4" (209 mm)	5/8" (16 mm)	5/8" (16 mm)
13259	CTHPOINT78	8 1/4" (209 mm)	7/8" (22 mm)	7/8" (22 mm)
13260	CTHPOINT1	8 1/4" (209 mm)	1" (25 mm)	1" (25 mm)

Carbide Tipped Hand Sets

- For trimming stone to size when the surface is relatively flat
- Forged from the finest quality tool steel, hardened, tempered and well-balanced
- **WARNING:** Always wear safety goggles when using this tool
- Sold 1 per inner pack/1 per outer pack



CTHSET2

MADE IN U.S.A.

MARSHALLTOWN The Premier Line

EDI	Part#	Length	Width	Stock
13220	CTHSET112	8 1/4" (209mm)	1 1/2" (38 mm)	1" (25 mm)
13231	CTHSET2	8 1/4" (209mm)	2" (63 mm)	1" (25 mm)
13237	CTHSET214	8 1/4" (209mm)	2 1/4" (57 mm)	1 1/8" (28 mm)
13242	CTHSET3	8 1/4" (209mm)	3" (76 mm)	1 1/4" (31 mm)

Carbide Tipped Hand Tracers

- For splitting stone or scoring lines before trimming
- Forged from the finest quality tool steel, hardened, tempered and well-balanced
- **WARNING:** Always wear safety goggles when using this tool
- Sold 1 per inner pack/1 per outer pack



CTHTRACER2

MADE IN U.S.A.

MARSHALLTOWN The Premier Line

EDI	Part#	Length	Width	Stock
13243	CTHTRACER112	8 1/4" (209 mm)	1 1/2" (38 mm)	1" (25 mm)
13253	CTHTRACER2	8 1/4" (209 mm)	2" (63 mm)	1" (25 mm)
13254	CTHTRACER3	8 1/4" (209 mm)	3" (76 mm)	1 1/4" (31 mm)

Carbide Tipped Hand Chisels

- For general carving or roughing out
- **WARNING:** Always wear safety goggles when using this tool
- Sold 1 per inner pack/1 per outer pack

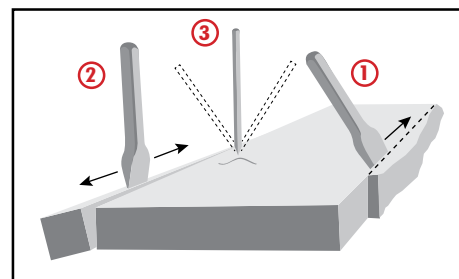


CTHCHISEL12

MADE IN U.S.A.

MARSHALLTOWN The Premier Line

EDI	Part#	Length	Width	Stock
13255	CTHCHISEL38	7 1/4" (184 mm)	3/8" (10 mm)	3/8" (10 mm)
13256	CTHCHISEL12	7 1/4" (184 mm)	1/2" (13 mm)	1/2" (13 mm)
13257	CTHCHISEL34	8 1/4" (209 mm)	3/4" (19 mm)	3/4" (19 mm)



DuraSoft® Guarded Chisels

- Chisels are forged from the finest quality tool steel, hardened, tempered and well-balanced
- Comfortable DuraSoft® grip handle helps reduce fatigue and provides superior comfort
- Snug hand guard fit helps prevent slippage down the chisel
- **WARNING:** Always wear safety goggles when using this tool
- Made in England
- Sold 1 per inner pack/10 per outer pack



MARSHALLTOWN The Premier Line

EDI	Part#	Description	Length	Width	Stock
11142	657SG	Brick Bolster	9" (229mm)	2½" (64 mm)	⅞" (22 mm)
11143	603SG	Brick Bolster	9" (229mm)	3" (76 mm)	⅞" (22 mm)
11144	604SG	Brick Bolster	9" (229mm)	4" (102 mm)	⅞" (22 mm)
11145	606SG	Mason's Chisel	9" (229mm)	2" (51 mm)	⅝" (16 mm)
11146	646SG	Stone Mason's Chisel	8" (203mm)	1¼" (32 mm)	⅞" (22 mm)
11147	647SG	Stone Mason's Chisel	8" (203mm)	1¾" (44 mm)	⅞" (22 mm)
11148	648SG	Stone Mason's Chisel	8" (203mm)	2¼" (57 mm)	1" (25mm)
11149	654SG	Toothed Stone Mason's Chisel	8" (203mm)	1¾" (44 mm)	⅞" (22 mm)
11150	655SG	Toothed Stone Mason's Chisel	8" (203mm)	2¼" (57 mm)	⅞" (22 mm)
11151	607SG	Fluted Plugging Chisel	10" (254 mm)	1" (25 mm)	⅝" (16 mm)
11152	ST34SG	Stone Hand Chisel	8" (203mm)	¾" (19 mm)	⅝" (16 mm)
11153	ST78SG	Stone Hand Chisel	8" (203mm)	⅞" (22 mm)	¾" (19 mm)
11154	B212SG	Brick Set	8½" (203mm)	2½" (63 mm)	⅞" (22 mm)
11155	B300SG	Brick Set	8½" (203mm)	3" (76 mm)	⅞" (22 mm)
11156	B312SG	Brick Set	8½" (203mm)	3½" (89 mm)	⅞" (22 mm)
11162	S200SG	Standard Hand Set	9" (229 mm)	2" (51 mm)	⅞" (22 mm)
11157	P200SG	Pitching Chisel	9" (229 mm)	2" (51 mm)	⅞" (22 mm)
11158	PLUGSG	Plugging Chisel	10" (254 mm)	1" (25 mm)	⅝" (16 mm)
11159	T200SG	Tracer Hand Set	9" (229mm)	2 (51 mm)	⅞" (22 mm)
11160	T212SG	Tracer Hand Set	9" (229mm)	2½" (64 mm)	⅞" (22 mm)
11161	T300SG	Tracer Hand Set	9" (229mm)	3" (76 mm)	⅞" (22 mm)

Brick Chisel

- Forged from the finest quality tool steel, hardened, tempered and well-balanced
- Rubber grip to prevent slippage
- For cutting, trimming or cleaning brick
- **WARNING:** Always wear safety goggles when using this tool
- Made in England
- Sold 10 per inner pack/10 per outer pack




MARSHALLTOWN The Premier Line

EDI	Part#	Length	Width	Stock
16541	604	9" (229mm)	4" (102 mm)	¾" (19 mm)

Brick Bolsters

- Forged from the finest quality tool steel, hardened, tempered and well-balanced
- Thin, strong blade ensures a clean, crisp cut
- For cutting, trimming or cleaning brick
- **WARNING:** Always wear safety goggles when using this tool
- Made in England
- Sold 10 per inner pack/10 per outer pack




MARSHALLTOWN The Premier Line

EDI	Part#	Length	Width	Stock
16617	657	9" (229mm)	2½" (64 mm)	⅞" (22 mm)
16618	658	9" (229mm)	3" (76 mm)	⅞" (22 mm)
16619	659	9" (229mm)	4½" (114 mm)	⅞" (22 mm)

Brick Set

- For cutting brick
- Forged from the finest quality tool steel, hardened, tempered and well-balanced
- **WARNING:** Always wear safety goggles when using this tool
- Made in England
- Sold 10 per inner pack/10 per outer pack



MARSHALLTOWN The Premier Line

EDI	Part#	Length	Width	Stock
15185	B212	8½" (203mm)	2½" (63 mm)	⅞" (22 mm)
15186	B300	8½" (203mm)	3" (76 mm)	⅞" (22 mm)
15187	B312	8½" (203mm)	3½" (89 mm)	⅞" (22 mm)
15188	B400	8½" (203mm)	4" (102 mm)	1" (25mm)
15189	B412	8½" (203mm)	4½" (115 mm)	1" (25mm)

Mason's Chisel

- Forged from the finest quality tool steel, hardened, tempered and well-balanced
- **WARNING:** Always wear safety goggles when using this tool
- Made in England
- Sold 10 per inner pack/10 per outer pack




MARSHALLTOWN The Premier Line

EDI	Part#	Length	Width	Stock
16543	606	9" (229mm)	2" (51 mm)	⅝" (16 mm)

Stone Hand Chisels

- Forged from the finest quality tool steel, hardened, tempered and well-balanced
- For general carving or roughing out
- **WARNING:** Always wear safety goggles when using this tool
- Made in England
- Sold 10 per inner pack/10 per outer pack




ST78

MARSHALLTOWN The Premier Line

EDI	Part#	Length	Width	Stock
15181	ST12	8" (203mm)	1/2" (13 mm)	1/2" (13 mm)
15182	ST34	8" (203mm)	3/4" (19 mm)	5/8" (16 mm)
15183	ST78	8" (203mm)	7/8" (22 mm)	3/4" (19 mm)

Tracer Hand Set

- For splitting stone or scoring lines before trimming
- Forged from the finest quality tool steel, hardened, tempered and well-balanced
- **WARNING:** Always wear safety goggles when using this tool
- Made in England
- Sold 10 per inner pack/10 per outer pack




T112

MARSHALLTOWN The Premier Line

EDI	Part#	Length	Width	Stock
15184	T112	9" (229mm)	1 1/2" (38 mm)	7/8" (22 mm)
10479	T200	9" (229mm)	2" (51 mm)	7/8" (22 mm)
10480	T212	9" (229mm)	2 1/2" (64 mm)	7/8" (22 mm)
10481	T300	9" (229mm)	3" (76 mm)	7/8" (22 mm)

Standard Hand Set

- For trimming stone to size when the surface is relatively flat
- Forged from the finest quality tool steel, hardened, tempered and well-balanced
- **WARNING:** Always wear safety goggles when using this tool
- Made in England
- Sold 10 per inner pack/10 per outer pack




S112

MARSHALLTOWN The Premier Line

EDI	Part#	Length	Width	Stock
15190	S112	9" (229 mm)	1 1/2" (38 mm)	7/8" (22 mm)
10482	S200	9" (229 mm)	2" (51 mm)	7/8" (22 mm)

Pitching Chisels

- For pounding stone on edge to put a facing on it
- Forged from the finest quality tool steel, hardened, tempered and well-balanced
- **WARNING:** Always wear safety goggles when using this tool
- Made in England
- Sold 10 per inner pack/10 per outer pack




P212

MARSHALLTOWN The Premier Line

EDI	Part#	Length	Width	Stock
15191	P200	9" (229 mm)	2" (51 mm)	7/8" (22 mm)
15192	P212	9" (229 mm)	2 1/2" (63 mm)	1" (25mm)
15193	P300	9" (229 mm)	3" (76 mm)	1" (25mm)

Stone Mason's Chisels

- Thin, strong, forged steel blade assures clean, crisp cuts
- Perfect for cutting concrete block, cinder block, brick and veined stones such as Arizona or Crab Orchard
- **WARNING:** Always wear safety goggles when using this tool
- Made in England
- Sold 10 per inner pack/10 per outer pack



647

MARSHALLTOWN The Premier Line

EDI	Part#	Length	Width	Stock
16606	646	8" (203mm)	1 1/4" (32 mm)	7/8" (22 mm)
16607	647	8" (203mm)	1 3/4" (44 mm)	7/8" (22 mm)
16608	648	8" (203mm)	2 1/4" (57 mm)	1" (25mm)

Toothed Stone Mason's Chisels

- Forged from hard steel
- Strong sharp teeth cut cleanly and accurately
- Ideal for cutting through soft stone such as Bedford
- Not to be used on hard stone or concrete
- **WARNING:** Always wear safety goggles when using this tool
- Made in England
- Sold 10 per inner pack/10 per outer pack




656

MARSHALLTOWN The Premier Line

EDI	Part#	Length	Width	Stock
16614	654	8" (203mm)	1 3/4" (44 mm)	7/8" (22 mm)
16615	655	8" (203mm)	2 1/4" (57 mm)	7/8" (22 mm)
16616	656	8" (203mm)	2 3/4" (70 mm)	1" (25mm)

Plugging Chisels

- For cleaning out hardened mortar
- Forged from the finest quality tool steel, hardened, tempered and well-balanced
- **607 has a fluted bit**
- **WARNING:** Always wear safety goggles when using this tool
- Made in England
- Sold 10 per inner pack/10 per outer pack



607

MARSHALLTOWN The Premier Line

EDI	Part#	Length	Width	Stock
16544	607	10" (254 mm)	1" (25 mm)	5/8" (16 mm)
15194	PLUG	10" (254 mm)	1" (25 mm)	5/8" (16 mm)

Stone Splitting Wedge & Shims

- Sold in sets which include one wedge and two shims
- Drill hole, insert shims and wedge, hammer to split
- **WARNING:** Always wear safety goggles when using this tool
- Sold 1 per inner pack/1 per outer pack




MADE IN
U.S.A.

MARSHALLTOWN The Premier Line

EDI	Part#	Diameter	Size-in.	Size-mm
11284	SW212	½" (13mm)	2½	64
11285	SW3	⅝" (16mm)	3	76
11286	SW4	¾" (19mm)	4	102
11287	SW6	1" (25mm)	6	152
11288	SW8	1¼" (31mm)	8	203
11289	SW12	1½" (38mm)	12	305

Mini Brick Splitter

- Durable steel construction for longer life
- Sturdy steel base
- Carrying handle for easy transportation
- Hardened steel blades for clean cuts
- 12" ruler built in
- **WARNING:** Always wear safety goggles when using this tool
- Sold 1 per inner pack, 1 per outer pack




MADE IN
U.S.A.

MARSHALLTOWN The Premier Line

EDI	Part#	Description	Size-in.	Size-mm
16222	MBS22	Brick Splitter	N/A	N/A
16223	MBS22RB	Repl. Blades	N/A	N/A

Rub Bricks

- Available in many sizes with or without handle
- Ideal for dressing down and removing form marks from concrete or cleaning brick
- Sold 1 per inner pack/4 per outer pack, 5 per outer pack where noted with *



MADE IN
U.S.A.

MARSHALLTOWN The Premier Line

EDI	Part#	Grit/Description	Size-in.	Size-mm
16533	16533	20 Round w/Handle	6 X 1	152 X 25
16535	16535*	60 w/Handle	6 X 3 X 1	152 X 76 X 25
16537	16537*	20 w/Handle	8 X 3½ X ¼	203 X 89 X 19
16547	16547	20 Fluted	6 X 2 X 2	152 X 51 X 51
16545	16545	20 Fluted	8 X 2 X 2	203 X 51 X 51
16440	840*	20 Fluted w/Handle	6 X 3 X 1	152 X 76 X 25
16441	841*	20 Fluted w/Handle	8 X 3½ X 1½	203 X 89 X 38

Rub Bricks

- Fluted 20-grit silicon carbide surface
- Ideal for dressing down and removing marks from concrete or cleaning brick
- Sold 1 per inner pack/5 per outer pack



QLT BY MARSHALLTOWN

EDI	Part#	Grit/Description	Size-in.	Size-mm
16192	RB192	20 Fluted	6 X 3 X 1	152 x 76 X 25
16194	RB194	20 Fluted	8 X 3½ X 1½	203 x 89 x 38

Brick Tongs

- Heavy duty design, built for long wear, maintenance free
- Can be quickly adjusted to carry from six to ten bricks
- Sold 1 per inner pack/12 per outer pack



QLT BY MARSHALLTOWN

EDI	Part#	Size-in.	Size-mm
16510	88	16 - 26½	406 - 673

Square Tube Brick Tongs

- Heavy duty tongs designed and built for long wear
- Can be quickly adjusted to carry from six to eleven bricks
- Tongs are maintenance free
- Soft grip handle
- Sold 1 per inner pack/12 per outer pack



QLT BY MARSHALLTOWN

EDI	Part#	Size-in.	Size-mm
16049	SBT49	16½ - 27½	419 - 695

Shovels

- For details and size options on Shovels
see pages 239-241



Bucket Scoops

- For details and size options on Bucket Scoops
see page 165



Brick & Block Cart

- Load capacity of 800 lbs (362kg).
- Large hole pattern allows for multiple prong positions
- Includes one set of 7½" (191mm) brick prongs
- 15" (381mm) block prongs available
- Rugged 13" (330mm) pneumatic tires
- Cart ships LTL
- Sold 1 per inner pack/1 per outer pack



MARSHALLTOWN The Premier Line

EDI	Part#	Description	Size-in.	Size-mm
13697	BC3697	Brick & Block Cart	29½ X 55	750 X 1397
13698	PR75	Short Cart Prongs	7½	191
13699	PR15	Long Cart Prongs	15	381
16532	BCBEARING	Repl. Bearing	N/A	N/A
16536	BCWHEEL	Repl. Wheel	N/A	N/A
16530	BCAXLE	Repl. Axle	N/A	N/A

Mortar Boxes

- Over 5" (127mm) of forklift clearance
- Durable 10 gauge steel with reinforced top rim
- **15536** has a 6 cubic foot (.17 cubic meter) capacity
- **15537** has a 10 cubic foot (.28 cubic meter) capacity
- Ships LTL, sold 1 per inner pack/1 per outer pack



MARSHALLTOWN The Premier Line

EDI	Part#	Size-in.	Size-mm
15536	15536	37 X 20½ X 24¾	940 X 521 X 629
15537	15537	47 X 25½ X 24¾	1194 X 648 X 629

Mortar Boxes

- Powder coated for rust resistance
- Reinforced top rim resists job site abuse
- Heavy duty, welded 16 gauge steel construction
- **10375** has a 6 cubic foot (.17 cubic meter) capacity **10376** has a 9 cubic foot (.23 cubic meter) capacity and **10377** has a 15 cubic foot (.42 cubic meter) capacity
- Sold 1 per inner pack/1 per outer pack



MARSHALLTOWN The Premier Line

EDI	Part#	Size-in.	Size-mm
10375	10375	33¾ X 54¼ X 12¼	844 X 1378 X 311
10376	10376	35¾ X 64½ X 12¼	912 X 1628 X 311
10377	10377	42 X 82½ X 12¼	1066 X 2086 X 311

Steel Mortar Pan

- Powder-coated 12 gauge steel
- Has a 3 cubic foot (.08 cubic meter) capacity
- Durable leak-proof construction
- Smooth rounded corners and side walls for better mixing
- Sold 1 per inner pack/1 per outer pack



MARSHALLTOWN The Premier Line

EDI	Part#	Size-in.	Size-mm
14892	14892	30 X 30 X 7	762 X 762 X 178

Mortar Hoe

- Steel ferrule riveted to one piece forged carbon steel head
- **14281** has a heavy duty 18" (457mm) hardwood handle with sturdy "D" grip
- **14278** has a 60° (1524mm) straight hardwood handle
- **14279** has a 66° (1676mm) straight hardwood handle
- Sold 1 per inner pack/4 per outer pack, 1 per outer pack where noted with *



MARSHALLTOWN The Premier Line

EDI	Part#	Description	Blade-in.	Blade-mm
14281	14281	D-Grip	4¾ X 7	121 X 178
14278	14278*	Straight Handle	4¾ X 7	121 X 178
14279	14279*	Straight Handle	6 X 10	152 X 254

Short Handle Mortar Hoe

- 21" (533mm) contoured wood handle
- Rounded corners make this ideal for mixing mortar in a wheelbarrow or mortar pan
- Holes in blade for more effective mixing
- Sold 1 per inner pack/6 per outer pack



QLTSM MARSHALLTOWN

EDI	Part#	Blade-in.	Blade-mm
14246	14246	6¾ X 5	162 X 127

Gatorback® Mortar Board

- Water resistant, contour surface is designed to keep mortar and stucco at optimal workability and consistency
- Made of a lightweight, impact and UV resistant polymer that won't conduct heat and is nearly indestructible
- Reinforced integrated handle for easy transportation
- Reinforced ribbing enables Gatorback® mortarboards to hold up to 150lbs of material with little flex
- Sold 1 per inner pack/1 per outer pack



MARSHALLTOWN The Premier Line

EDI	Part#	Size-in.	Size-mm
14999	GBK0306	24 X 24	610 X 610

Gatorback® Mortar Pan



- Made of a lightweight, impact and UV resistant polymer that won't conduct heat like steel pans and is nearly indestructible
- Lightest pan on the market at only 8 lbs
- Reinforced integrated handles for easy transportation
- Impervious, rigid surface made with a double thick bottom for superior durability
- Holds up to 1.75 cubic feet (225lbs) of mortar
- Open faced design and 6" depth makes it easier for masons to efficiently remove mortar
- Sold 1 per inner pack/1 per outer pack

MARSHALLTOWN The Premier Line

EDI	Part#	Size-in.	Size-mm
14998	14998	30 X 30	762 X 762

Mortar Box



- Made of extra high density, UV stabilized polyethylene
- Durable, lightweight and easy to clean
- Dry mortar will not stick
- Not affected by heat and cold, rust, plaster, mortar and water
- 10 cubic foot (.28 cubic meter) capacity
- Sold 1 per inner pack/1 per outer pack



MARSHALLTOWN The Premier Line

EDI	Part#	Size-in.	Size-mm
11165	11165	60 X 32 X 11	1524 X 813 X 279

Mortar Pan



- Made of extra high density, UV stabilized polyethylene
- Durable, lightweight and easy to clean
- Dry mortar will not stick
- Not affected by heat and cold, rust, plaster, mortar and water
- Sold 1 per inner pack/1 per outer pack



MARSHALLTOWN The Premier Line

EDI	Part#	Size-in.	Size-mm
11166	11166	30 X 30 X 7	762 X 762 X 178

Mortar Board



- Made of extra high density, UV stabilized polyethylene
- Durable, lightweight and easy to clean
- Dry mortar will not stick
- Not affected by heat and cold, rust, plaster, mortar and water
- Sold 1 per inner pack/1 per outer pack



MARSHALLTOWN The Premier Line

EDI	Part#	Size-in.	Size-mm
11167	11167	24 X 24	610 X 610

Heavy Duty Rubber Pails



- Heavy duty rubber-will not rust, dent, leak or chip
- Bounce back upon impact
- Resist heat and cold, lime, acids, salt, water, fuels, grease and chemicals
- Sold 1 per inner pack/12 per outer pack, 1 per inner pack/3 per outer pack where noted with *



MARSHALLTOWN The Premier Line

EDI	Part#	Description	Size-qt.	Size-L
10636	HP15*	Large Tub	60	57
10637	DF12	Pail w/Standard Lip	12	11.4
10638	DF10	Pail w/Standard Lip	10	9.5
10639	DFP18	Pail w/Pouring Lip	18	17

Folding Mortar Stand



- Made from tubular steel and can be used on scaffolding or ground
- Folds for easy storage
- Lightweight and easy to handle
- Stands 30" (762mm) tall, can also be laid on its side to provide a 19" (483mm) high horizontal support
- Sold 1 per inner pack/1 per outer pack

QLT BY MARSHALLTOWN

EDI	Part#	Size-in.	Size-mm
10819	10819	30 X 19	762 X 483

Line Level



- Break resistant reversed line hooks for positive hold
- Lightweight design eliminates line sag
- Sold 10 per inner pack/100 per outer pack

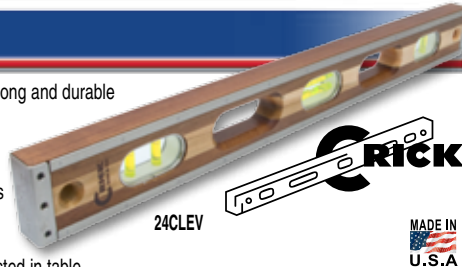


MARSHALLTOWN The Premier Line

EDI	Part#	Size-in.	Size-mm
16554	16554	N/A	N/A

Crick® Levels

- Standard 3-Piece Level is strong and durable
- Accurate to .015" in length of level
- Optional rubber end cushions
- 3 year warranty
- Inner/outer pack quantities listed in table



MADE IN
U.S.A

MARSHALLTOWN The Premier Line

EDI	Part#	Description	Inner/Outer
11074	24CLEV	24" Green Vials	1/16
18707	24CLEVC	24" Clear Vials	1/16
11075	36CLEV	36" Green Vials	1/8
18708	36CLEVC	36" Clear Vials	1/8
11076	42CLEV	42" Green Vials	1/8
18709	42CLEVC	42" Clear Vials	1/8
11077	48CLEV	48" Green Vials	1/8
18710	48CLEVC	48" Clear Vials	1/8

Crick Levels with Rubber End Cushions

EDI	Part#	Description	Inner/Outer
18711	24CLEVCRB	24" Clear Vials	1/16
18715	24CLEVGRB	24" Green Vials	1/16
18712	36CLEVCRB	36" Clear Vials	1/8
18716	36CLEVGRB	36" Green Vials	1/8
18713	42CLEVCRB	42" Clear Vials	1/8
18717	42CLEVGRB	42" Green Vials	1/8
18714	48CLEVCRB	48" Clear Vials	1/8
18718	48CLEVGRB	48" Green Vials	1/8


Crick Levels Care Kit

EDI	Part#	Description	Inner/Outer
11078	11078	Level Care Kit	1/16

Kit includes: 6 lenses, 12 lens clips, clip removal tool, 1 pint linseed oil, 1 hanging hook

Masonry Guides

- The most versatile corner pole system available
- Intended to be used with brick veneer, solid load bearing walls, and block work
- Poles and brackets are made out of high grade aluminum
- Kits are available with brackets for use with both inside and outside corners
- Quick to assemble and easy to align
- All poles are 9' tall
- Can ship via small parcel carrier
- Inner and outer pack quantities shown in table



MADE IN
U.S.A

MARSHALLTOWN The Premier Line

EDI	Part#	Description	Size-in.	Size-mm	Inner/Outer
14908	4908	Inside Guide Assy.	108	2,743	1/1
14910	4910	Line Holder (Inside Assy.)	NA	NA	6/36
14911	4911	Top Sliding Bracket	NA	NA	6/36
14912	4912	Bottom Outside Corner	NA	NA	6/36
14913	4913	Top Outside Corner	NA	NA	6/36
14914	4914	Bottom Inside Corner	NA	NA	6/36
14915	4915	Top Inside Corner	NA	NA	6/36

Braided Nylon Mason's Line

- Size #18
- ML591 thru ML604 have a 4" (102mm) core; succeeding part numbers have a 6" (152mm) core
- Will not unravel if struck by a trowel
- Not affected by extreme moisture or dryness
- Won't mildew and it stays taut
- Inner/outer pack quantities shown in table



MARSHALLTOWN The Premier Line

EDI	Part#	Description	Inner/Outer
10239	ML591	125' (38M) White	1/24
10240	ML592	125' (38M) Yellow	1/24
10246	ML598	250' (76M) White	1/12
10247	ML599	250' (76M) Yellow	1/12
10251	ML601	250' (76M) Fl. Pink	1/12
10252	ML602	250' (76M) Fl. Orange	1/12
10253	ML603	250' (76M) Fl. Green	1/12
10255	ML604	250' (76M) Fl. Yellow	1/12
16572	622	250' (76M) White	1/48
10256	ML605	250' (76M) Yellow	1/24
10257	ML606	250' (76M) Green	1/24
16581	631	250' (76M) Fl. Pink	1/24
10258	ML607	250' (76M) Fl. Orange	1/24
16582	632	250' (76M) Fl. Yellow	1/24
16573	623	500' (152M) White	1/24
16574	624	500' (152M) Yellow	1/24
16576	626	500' (152M) Green	1/24
10840	ML340	500' (152M) Fl. Pink	1/24
10839	ML339	500' (152M) Fl. Yellow	1/24
10838	ML338	500' (152M) Fl. Orange	1/24
10841	ML341	500' (152M) Fl. Green	1/24
16575	625	1000' (305M) White	1/12
16578	628	1000' (305M) Yellow	1/12
16577	627	1000' (305M) Green	1/12
10260	ML609	1000' (305M) Fl. Pink	1/12
10261	ML610	1000' (305M) Fl. Orange	1/12
10262	ML611	1000' (305M) Fl. Green	1/12
10263	ML612	1000' (305M) Fl. Yellow	1/12

Twisted Nylon Mason's Line

- Size #18
- **ML566** thru **ML571** have a 4" (102mm) core; succeeding part numbers have a 6" (152mm) core
- "Heat-set" after winding to stabilize
- Not affected by mortar, oil, or mildew and will not absorb water
- Inner and outer pack quantities shown in table



MARSHALLTOWN The Premier Line

EDI	Part#	Description	Inner/Outer
10201	ML566	250' (76M) White	1/12
10202	ML567	250' (76M) Yellow	1/12
10204	ML569	250' (76M) Fl. Pink	1/12
10205	ML570	250' (76M) Fl. Orange	1/12
10207	ML571	250' (76M) Fl. Green	1/12
16570	620	285' (87M) White	1/48
16571	621	285' (87M) Yellow	1/48
10217	ML577	285' (87M) Fl. Yellow	1/48
10218	ML578	500' (152M) White	1/24
10219	ML579	500' (152M) Yellow	1/24
10221	ML581	500' (152M) Fl. Pink	1/24
10222	ML582	500' (152M) Fl. Orange	1/24
10223	ML583	500' (152M) Fl. Green	1/24
10224	ML584	500' (152M) Fl. Yellow	1/24
16586	629	1000' (305M) White	1/12
10225	ML585	1000' (305M) Yellow	1/12
10229	ML587	1000' (305M) Fl. Pink	1/12
10231	ML588	1000' (305M) Fl. Orange	1/12
10233	ML589	1000' (305M) Fl. Green	1/12
10238	ML590	1000' (305M) Fl. Yellow	1/12

Bonded Mason's Line

- Bonded and braided for greater durability
- Not affected by mortar, oil, or mildew and will not absorb water
- Core size is 6" (152mm)
- Sold 1 per inner pack/12 per outer pack



MARSHALLTOWN The Premier Line

EDI	Part#	Description	Size
16588	635	500' (152M) White & Black	18
10264	ML613	500' (152M) Yellow & Black	18
10265	ML614	500' (152M) Orange & Black	18
10266	ML615	500' (152M) Pink & Black	18
10267	ML616	500' (152M) White & Black	21
10268	ML617	500' (152M) Yellow & Black	21
10269	ML618	500' (152M) Orange & Black	21

Refillable Stake Mason's Line Winder

- Winder can be driven into the ground to allow for hands free use
- Made of durable high-density polyethylene
- Can be refilled with any length or type of mason's line that is wound onto a 6" (152mm) core
- **SLW66FO** comes with 500' (152M) #18 twisted mason's line
- **SLW66FY** comes with 500' (152M) #18 braided mason's line
- Sold 10 per inner pack/10 per outer pack, 18 per inner pack/18 per outer pack where noted with *



MADE IN U.S.A

MARSHALLTOWN The Premier Line

EDI	Part#	Description
16066	SLW66*	Stake Line Winder
16067	SLW66FO	Stake Line Winder w/Mason's line Orange
16060	SLW66FY	Stake Line Winder w/Mason's line Yellow

Mason's Line Winder

- Plastic winder
- #18 braided orange mason's line
- Handle is tapered
- Sold 6 per inner pack/6 per outer pack



MADE IN U.S.A

MARSHALLTOWN The Premier Line

EDI	Part#	Description
16584	634	250' (76M) Orange

Mason's Line Winder with Handle

- Contains 250' (76M) of 100% braided orange nylon
- Line is size #18 and 150 lb. (68kg) test
- Special plastic winder comes with a metal cut-off blade
- Sold 1 per inner pack/36 per outer pack



MADE IN U.S.A

MARSHALLTOWN The Premier Line

EDI	Part#	Description
16132	921	250' (76M) Orange

Line Stretchers

- Stretches mason's line between blocks
- Made from cast aluminum
- Sold 1 pair per inner pack/6 pairs per outer pack



MARSHALLTOWN The Premier Line

EDI	Part#	Size-in.	Size-mm
16499	LS24	2-4	51-102
16500	LS46	4-6	102-152
16501	LS68	6-8	152-203
16502	LS810	8-10	203-254
16503	LS812	8-12	203-305

Adjustable Line Stretchers

- Stretches mason's line between key course blocks
- Fully adjustable from 4 to 12" (102 to 305mm)
- Made from cast aluminum
- 1 pair per bag
- Sold 6 bags per inner pack, 60 bags per outer pack




QLT^{BY} MARSHALLTOWN

EDI	Part#	Size-in.	Size-mm
16504	ALS504	4-12	102-305

Rock Face Line Stretchers

- Stretches mason's line between blocks
- Made from cast aluminum
- 1 pair per bag
- Sold 6 bags per inner pack, 6 bags outer pack



QLT^{BY} MARSHALLTOWN

EDI	Part#	Size-in.	Size-mm
16650	16650	8-12	203-305

Wood Line Blocks

- Shaped from poplar hardwood
- Sold 1 pair per inner pack/180 pair per outer pack



MADE IN
U.S.A.

MARSHALLTOWN The Premier Line

EDI	Part#	Size-in.	Size-mm
16506	86	3/4	95

Plastic Line Blocks

- Bright yellow plastic is highly visible and impervious to water
- Included are 4 plastic line twigs, 2 pair of blocks
- Twigs keep mason's line from sagging
- Sold 1 set per inner pack/170 sets per outer pack



MARSHALLTOWN The Premier Line

EDI	Part#	Size-in.	Size-mm
16508	86P	5 X 2 1/4	127 x 57

Corner Line Blocks

- Made of cast aluminum for strength
- Will not rust
- Long stem allows blocks to be moved easily
- Slot in fork guides mason's line
- Large square and sturdy surface holds to wall
- Sold 1 pair per inner pack/6 pairs per outer pack



QLT^{BY} MARSHALLTOWN

EDI	Part#	Size-in.	Size-mm
16507	CB507	N/A	N/A

Line Twigs

- Used to hold line and maintain straightness during brick/block laying
- Made of steel
- 14 twigs per bag, 1 per inner pack/200 bags per outer pack



MADE IN
U.S.A.

MARSHALLTOWN The Premier Line

EDI	Part#	Size-in.	Size-mm
16509	16509	N/A	N/A

Line Pins

- Made of tempered zinc plated steel for increased durability
- Tapered ends allow easier insertion
- 4 line pins per bag
- 4 1/4" (108mm) long
- Sold 1 per inner pack/1 per outer pack



MADE IN
U.S.A.

MARSHALLTOWN The Premier Line

EDI	Part#	Size-in.	Size-mm
11735	11735	4 1/4	108

Rhino Rulers®

- Made of washable fiberglass with easy-to-close folding joint design
- Permanent scales are weather resistant
- Available in 4 different scales: brick spacing, oversized brick spacing, modular spacing and engineer's scale
- Sold 6 per inner pack/72 per outer pack



MARSHALLTOWN The Premier Line

EDI	Part#	Description	Size-in.
16645	6645	Engineer's Scale	72
16646	6646	Brick Spacing	72
16647	6647	Oversized Brick Spacing	72
16648	6648	Mason's Modular Spacing	72

Tape Measures

- Soft feel grip
- Self retracting
- Wide belt clip
- Auto locking mechanism
- Push button to retract tape
- Sold 1 per inner pack/1 per outer pack



QLT[®] MARSHALLTOWN

EDI	Part#	Description	Length
10516	10516	Standard Tape Measure	25'
12986	BST16	Brick Spacing	16'
12987	MST16	Modular Spacing	16'
15096	15096	Canadian Spacing	16'

Plastic Bristle Stucco Dash Brush

- Wood block with 8" (203mm) long handle
- Yellow plastic bristles are 5½" (140mm) long
- 10 rows of bristles, 5 rows deep
- Sold 1 per inner pack/12 per outer pack



MADE IN U.S.A.

MARSHALLTOWN The Premier Line

EDI	Part#	Size-in.	Size-mm
16556	6556	5¾ X 3	146 X 76

Bassine Bristle Stucco Dash Brush

- Wood block with 8" (254mm) long handle
- Brown bassine bristles are 4" (102mm) long
- 10 rows of bristles, 5 rows deep
- Sold 1 per inner pack/12 per outer pack



MADE IN U.S.A.

MARSHALLTOWN The Premier Line

EDI	Part#	Size-in.	Size-mm
16555	6555	6 X 3¾	152 X 86

Mason's Acid Brush

- Has 1¼" (32mm) long white Tampico fiber bristles set in a wax tumbled hardwood block
- Very densely filled to hold large amounts of acid solution
- Used with acid solutions for cleaning mortar from bricks
- Has a hole for any standard tapered broom handle
- Sold 1 per inner pack/12 per outer pack




MADE IN U.S.A.

MARSHALLTOWN The Premier Line

EDI	Part#	Size-in.	Size-mm
16526	6526	8¼ X 3	210 X 76

Deck Scrub Brush

- White Tampico fiber or polypropylene bristles set in smooth tumbled hardwood block
- Has one tapered and one threaded handle hole
- Can be used with acid solution to scrub mortar off newly laid brick and block
- Sold 1 per inner pack/12 per outer pack



MADE IN U.S.A.

MARSHALLTOWN The Premier Line

EDI	Part#	Description	Size-in.	Size-mm
16527	6527	Tampico Fiber Bristles	10 X 2¾	254 X 73
12985	12985	Polypropylene Bristles	10 X 3⅛	254 X 79

Heavy Gauge White Plastic Brush

- Durable long lasting plastic outlasts natural fiber
- For wet or dry sweeping requiring a rugged broom
- Will not absorb odors, mildew, rot, or discolor.
- Will not absorb water and rinses clean
- Wide flare on ends allow for close sweeping
- Sold 1 per inner pack/1 per outer pack



MADE IN U.S.A.

MARSHALLTOWN The Premier Line

EDI	Part#	Size-in.	Size-mm
12162	2162	16 X 3½	406 X 89

Standard Tapered Handle

- Made of #1 straight-grained hardwood that is sanded smooth
- Has one rounded end and one tapered end
- Recommended for use with any of our brushes requiring push-in handles
- Sold 1 per inner pack/12 per outer pack



MADE IN U.S.A.

MARSHALLTOWN The Premier Line

EDI	Part#	Size-in.	Size-mm	Diameter
14844	4844	60	1524	1½ (29mm)

Utility Scrub Brushes

- White Tampico bristles set in high-tensile strength foam plastic block
- Will not absorb water
- Sold 1 per inner pack/12 per outer pack



MADE IN
U.S.A.

MARSHALLTOWN The Premier Line

EDI	Part#	Size-in.	Size-mm
16522	6522	8	203
16525	6525	20	508

Acid Brushes

- Bristles made with Tampafil plastic set in high-tensile strength foam plastic block
- Recommended for use in acid solutions to clean mortar from bricks and concrete from wood or metal forms and tools
- Sold 1 per inner pack/12 per outer pack



MADE IN
U.S.A.

MARSHALLTOWN The Premier Line

EDI	Part#	Size-in.	Size-mm
16523	6523	8	203
16524	6524	20	508

Extra Heavy Duty Acid Brush

- Has 3" (76mm) long Tampico and stiff Palmyra fibers cemented and bound into hardwood block
- 15" (381mm) tapered hardwood handle sold separately
- #4844 handle will also fit (see page 28, sold separately)
- Sold 1 per inner pack/12 per outer pack



MADE IN
U.S.A.

MARSHALLTOWN The Premier Line

EDI	Part#	Description	Size-in.	Size-mm
16528	6528	Brush	8 X 6	203 X 152
16529	6529	Handle	15	381

Masonry Brush

- Bristles made of white Tampico fiber
- 3 1/2" (89mm) bristles are set securely in hardwood block
- Sold 1 per inner pack/12 per outer pack



MADE IN
U.S.A.

MARSHALLTOWN The Premier Line

EDI	Part#	Size-in.	Size-mm
16520	829	6 1/2 X 1 3/4	165 X 44

Bucket Brush

- The 521 is made of four rows of 3 1/2" (89mm) long white Tampico bristles, the 521P is made of four rows of 3 1/2" (89mm) long almond colored polypropylene bristles
- 6" (152mm) plastic handle with hang clip to hook on side of bucket
- Plastic block is 6 X 3 3/4" (152 x 19mm)
- Sold 12 per inner pack/12 per outer pack



MADE IN
U.S.A.

MARSHALLTOWN The Premier Line

EDI	Part#	Size-in.	Size-mm
16521	521	6 X 3/4	152 X 19
10498	521P	6 X 3/4	152 X 19

Beavertail Brush

- 2 5/8" (67mm) bristles staple set in clear lacquered hardwood block
- 6519 has long black Tampico fibers, 6517 has black horsehair fibers
- Ideal for finishing concrete curbs
- Sold 1 per inner pack/12 per outer pack



MADE IN
U.S.A.

MARSHALLTOWN The Premier Line

EDI	Part#	Size-in.	Size-mm
16519	6519	13 1/2	343
16517	6517	13 1/2	343

Steel Wire Whisk

- Round carbon steel wire
- Staple set in a smooth hardwood block
- 2 5/8" (67mm) trim
- Bristles set - 4 rows x 8 rows
- Sold 1 per inner pack/12 per outer pack



MADE IN
U.S.A.

MARSHALLTOWN The Premier Line

EDI	Part#	Size-in.	Size-mm
12984	2984	9 5/8 X 3	244 X 76


Brooms & Dust Pans

- For details and size options **see pages 99-100**



Floor Scrapers

- 60 X 1 1/8" (1524 X 28mm) steel handle securely welded to heavy angle iron bracket
- Blade is heavy gauge spring steel
- Plastic grip on handle to protect hands
- This durable scraper is the perfect clean-up tool
- Replacement blades available
- Sold 6 per inner pack/6 per outer pack



MADE IN
U.S.A

MARSHALLTOWN The Premier Line

EDI	Part#	Description	Size-in.	Size-mm
12127	420	Floor Scraper	9 X 4 1/2	229 X 114
12129	420B	Repl. Blade	9 X 4 1/2	229 X 114
16453	720	Floor Scraper	14 X 4 1/2	356 X 114
16454	720B	Repl. Blade	14 X 4 1/2	356 X 114
16398	820	Floor Scraper	20 X 4 1/2	508 X 114
16399	820B	Repl. Blade	20 X 4 1/2	508 X 114

Turtle Back Sponge

- Great general purpose cellulose sponge
- Shape conforms to hand
- Sold 24 per inner pack/24 per outer pack



MADE IN
U.S.A

MARSHALLTOWN The Premier Line

EDI	Part#	Size-in.	Size-mm
16587	16587	N/A	N/A

Safety Gear

- For our complete line safety products
see pages 249-250



Bricklayer's Apprentice Tool Kit

- Tools included:
831 - Canvas Tool Bag
33 11FG - 11" (279mm) Brick Trowel, London Pattern
45 6D - 6 X 2 3/4" (152 X 70mm) Pointing Trowel
52D - 5 X 2" (127 x 51) Margin Trowel
80 - 1/2" & 5/8" (13 X 16mm) Brick Jointer
86 - Wood Line Blocks
921 - Mason's Line Winder with 250' (76M) braided line
6519 - Masonry Brush
93 - Joint Raker
- Sold 1 per inner pack/1 per outer pack



MADE IN
U.S.A

MARSHALLTOWN The Premier Line

EDI	Part#	Size-in.	Size-mm
15901	BTK1	N/A	N/A

Bricklayer's Apprentice Tool Kit

- Tools included:
NB202 - Nylon Tool Bag
33 11FG - 11" (279mm) Brick Trowel, London Pattern
45 6D - 6 X 2 3/4" (152 X 70mm) Pointing Trowel
52D - 5 X 2" (127 x 51) Margin Trowel
80 - 1/2" & 5/8" (13 X 16mm) Brick Jointer
86 - Wood Line Blocks
921 - Mason's Line Winder with 250' (76M) braided line
6519 - Masonry Brush
93 - Joint Raker
- Sold 1 per inner pack/1 per outer pack



MADE IN
U.S.A

MARSHALLTOWN The Premier Line

EDI	Part#	Size-in.	Size-mm
16204	BTK2	N/A	N/A



Few companies can state they have been a trusted name in the construction industry for over **100 years**. Since 1911, Gilson Mixers have been serving brick masons, concrete contractors, as well as a variety of industrial customers with a reputation of unmatched quality and design. From our Quad-Mixing System to our 6/2 paddle design, every Gilson Mixer we make has the engineering, power and performance to produce a “Batch a Minute”.

Purchased by the Marshalltown Company in 2010, another manufacturer with well over **100 years** of experience in the construction field, Gilson is one of the last remaining lines of mixers that is **Made in the USA**. Manufactured completely by MARSHALLTOWN in Fayetteville, Arkansas, Gilson Mixers are as tough and rugged as the people that use them. Using a combination of thick walled drums, a structural steel design, and heavy-duty gears and pulleys, Gilson Mixers will hold up to the daily use and abuse of one of the harshest places in the world – the jobsite.

With Gilson’s legacy, backed by MARSHALLTOWN’s leadership position in the industry, you can expect nothing but the finest, longest lasting, **best built** mixer to show up at your jobsite. Competitively priced and over built, your Gilson Mixer is something to be proud of – we are.

BATCH A MINUTE


A heavy duty mixer isn’t worth much if it can’t perform. Gilson Mixers are not only built like a tank, they have the speed and performance of a fighter jet. We combine unique blade and paddle designs, along with precise drum and paddle speeds to produce “Batch a Minute” results.

BATCH DESCRIPTIONS:

- 2 Bag Batch: 2 bags of mortar mix, 6 cubic feet* of sand, and 10-12 gallons of water
- 3 Bag Batch: 3 bags of mortar mix, 9 cubic feet* of sand, and 15-18 gallons of water
- 4 Bag Batch: 4 bags of mortar mix, 12 cubic feet* of sand, and 20-24 gallons of water

*Note: 3 cubic feet of sand equals four 5-gallon pails filled to the top with sand

	# of Bags	Size of Mixer	Model
Concrete	Quarter Bag	3 cu ft	300UT
	Half Bag	6 cu ft	600CM
Mortar/Plaster	2 Bags	8 cu ft	800MP
	4 Bags	12 cu ft	1200 MP
	4 Bags	12 cu ft	1220 MP
	5 Bags	16 cu ft	1620 MP



**UNMATCHED PERFORMANCE
AND JOBSITE PROVEN.**

Steel Drum Utility Mixer

- Quality Utility Mixer perfect for batching concrete, mixing seed and feed, as well as numerous industrial applications
- Convenient drum lock secures the drum in one-of-five positions
- Well-balanced tilt handle
- Welded steel frame and heavy bushings for long, dependable life
- Precision cast, one-piece ring gear
- Sold with 1/3 HP or 1/2 HP electric motors, 3.5 HP Honda engine, or without power
- Quad-Mixing System utilizes a four-piece, replaceable paddle and blade combination that creates four different mixing patterns for a more consistent mix
- Hand or high-speed tow kits available (See page 38)
- All mixers produce 1 batch per minute
- Drum opening of 15 1/4" (381mm)
- Discharge height of 20" (508mm)
- 25 RPM drum rotation



PROUDLY MADE
IN THE U.S.A.



300UT Series

EDI	Part#	Description	Power	Weight
23647	MIX59015C	Stationary, No Power	N/A	171
27248	MIX62002	Stationary w/ Power, Motor NOT Assembled	1/3 HP Elec	184
27240	MIX61110	Stationary, Motor Assembled	1/3 HP Elec	184
27100	MIX59980	Stationary, w/ On/Off Switch, Motor Assembled	1/3 HP Elec	185
27070	MIX27070	Hand Tow Kit, w/ Power, Fully Assembled	1/3 HP Elec	218
27246	MIX62000	Stationary w/ Power, Motor NOT Assembled	1/2 HP Elec	185
27242	MIX61112	Stationary, Motor Assembled	1/2 HP Elec	185
27101	MIX59981	Stationary, w/ On/Off Switch, Motor Assembled	1/2 HP Elec	186
27241	MIX61111	Hand Tow Kit, Fully Assembled	1/2 HP Elec	219
27247	MIX62001	Stationary, Gasoline Engine Assembled	3.5 HP	254

Motor Options - Steel & Poly Drum Utility Mixers

EDI	Part#	Description
23572	MIX69002	1/3 HP Electric Motor Kit
23579	MIX69125	1/2 HP Electric Motor Kit
27254	MIX27254	3.5 HP Honda® Gasoline Engine w/ Hood

Tow Kit Options - Steel & Poly Drum Utility Mixers

EDI	Part#	Description
23570	MIX69000	2.75" W X 10" ID - Semi-Pneumatic Hand Tow Kit
23581	MIX69204	4.8" W X 12" ID - High Speed Tow Kit w/ Hitch

	300UT
Batch Size Dry Cubic Foot	3
Drum Volume Cubic Foot	5.5
Drum Dimensions	24" dia. 15-1/4" opening 24.75" depth
Drum Drive	V-belt
Tilt Mechanism	Tilt handle
Frame Description	1 1/2" Welded steel angle
Tow Pole	1 1/4" Hand tow 2 3/8" High-speed
Hitch Description	Large grip hand tow 2" Ball coupler High-speed
Wheels & Tires	4.8" X 8" Wheels 20" O.D. Tires
Overall Dimension L X W X H	46" X 30" X 48"
Discharge Height	20"
Power Options	3.5 hp Honda 1/3 hp Electric 60 Hz 1/2 hp Electric 60 Hz

Poly Drum Utility Mixer

- Quality Utility Mixer perfect for batching concrete, mixing seed and feed, as well as numerous industrial applications
- FDA / NSF / USDA approved non-stick polyethylene drum
- Convenient drum lock secures the drum in one-of-five positions
- Well-balanced tilt handle
- Welded steel frame and heavy bushings for long, dependable life
- Precision cast, one-piece ring gear
- Sold with 1/3 HP or 1/2 HP electric motors, 3.5 HP Honda engine, or without power
- Sturdy, in-mold mixing blades
- Hand or high-speed tow kits available (See page 38)
- All mixers produce 1 batch per minute
- Drum opening of 15 1/4" (381mm)
- Discharge height of 20" (508mm)
- 25 RPM drum rotation



MIX59016A
w/Hand Tow Kit



300UT-PL Series

EDI	Part#	Description	Power	Weight
23648	MIX59016A	Stationary, No Power	N/A	165
27249	MIX62011	Stationary w/ Power, Motor NOT Assembled	1/3 HP Elec	178
27071	MIX27071	Stationary, Motor Assembled	1/3 HP Elec	178
27110	MIX59990	Stationary, w/ On/Off Switch, Motor Assembled	1/3 HP Elec	179
27243	MIX61113	Hand Tow Kit, w/ Power, Fully Assembled	1/3 HP Elec	212
27250	MIX62003	Stationary w/ Power, Motor NOT Assembled	1/2 HP Elec	179
27245	MIX61115	Stationary, Motor Assembled	1/2 HP Elec	179
27251	MIX62004	Stationary, w/ On/Off Switch, Motor Assembled	1/2 HP Elec	180
27244	MIX61114	Hand Tow Kit, Fully Assembled	1/2 HP Elec	213
27252	MIX62005	Stationary, Gasoline Engine Assembled	3.5 HP	248

Other Options

EDI	Part#	Description
23684	MIX771-40257	3 cu. ft. Replacement Poly Liner
21684	MIX245007	Disposable Lid

	300UT-PL
Batch Size Dry Cubic Foot	3
Drum Volume Cubic Foot	5.5
Drum Dimensions	24" dia. 15-1/4" opening 28" depth
Drum Drive	V-belt
Tilt Mechanism	Tilt handle
Frame Description	1 1/2" Welded steel angle
Tow Pole	1 1/4" Hand tow 2 3/8" High-speed
Hitch Description	Large grip hand tow 2" Ball coupler High-speed
Wheels & Tires	4.8" X 8" Wheels 20" O.D. Tires
Overall Dimension L X W X H	46" X 30" X 48"
Discharge Height	20"
Power Options	3.5 hp Honda 1/3 hp Electric 60 Hz 1/2 hp Electric 60 Hz

Steel Drum Concrete Mixers

- 6 Cubic foot mixing capacity
- Reinforced square tubular frame with a welded steel yoke
- Wheel and hand brake tilting mechanism
- Drum tilt wheel rotates the drum in infinite mixing positions – moves in the same direction as the drum
- Frictional hand brake locks the drum in place at any position
- Cast iron ring gear and tapered roller bearings for smooth performance
- Quad-Mixing System utilizes a four-piece, replaceable paddle and blade combination that creates four different mixing patterns for a more consistent mix
- High-speed tow kit standard with 13" (330mm) wheels and 25" (635mm) O.D. tires
- Discharge height of 25" (635mm)
- Drum opening of 18" (457mm)
- 25 RPM drum rotation
- Steel "U" spring suspension
- Choose between 2" ball or pintle-style hitch



PROUDLY MADE
IN THE U.S.A.

QUAD MIXING SYSTEM



600CM Series with 2" Ball Hitch

EDI	Part#	Description	Power	Weight
27256	MIX59289B	Concrete Mixer Fully Assembled	8 HP	980
27257	MIX59292B	Concrete Mixer Fully Assembled	1.5 HP Elec	861
27273	MIX62006B	Concrete Mixer Fully Assembled With On/Off Switch	1.5 HP Elec	861

600CM Series with Pintle Style Hitch

EDI	Part#	Description	Power	Weight
21488	MIX59289	Concrete Mixer Fully Assembled	8 HP	980
21491	MIX59292	Concrete Mixer Fully Assembled	1.5 HP Elec	861
27253	MIX62006	Concrete Mixer Fully Assembled With On/Off Switch	1.5 HP Elec	861

	600CM
Batch Size Dry Cubic Foot	6
Drum Volume Cubic Foot	9.7
Drum Dimensions	30" dia., 18" opening 28 ³ / ₄ " depth
Steel Drum Gauge	8 bottom, 10 side, 12 cone
Drum Drive	Gas-chain Electric-belt & chain
Tilt Mechanism	Tilt wheel and hand brake
Frame Description	Square tubing & structural channel
Tow Pole	2 ³ / ₈ " tube
Wheels & Tires	25" O.D. tires
Suspension	U spring
Overall Dimension L X W X H	79" X 48" X 62"
Discharge Height	25"
Power Options	8 HP Honda 1.5 HP Electric

Poly Drum Concrete Mixer

- 6 Cubic foot mixing capacity
- Steel drum encases the poly liner for added durability and can be quickly disassembled for replacement
- FDA / NSF / USDA approved non-stick polyethylene drum
- Sturdy in-mold mixing blades
- Reinforced square tubular frame with a welded steel yoke
- Wheel and hand brake tilting mechanism
- Drum tilt wheel rotates the drum to infinite mixing positions – moves in the same direction as the drum
- Frictional hand brake locks the drum in place at any position
- Cast iron ring gear and tapered roller bearings for smooth performance
- High-speed tow kit standard with 13" (330mm) wheels and 25" (635mm) O.D. tires
- Discharge height of 25" (635mm)
- Drum opening of 18" (457mm)
- 25 RPM drum rotation
- Steel "U" spring suspension
- Choose between 2" ball or pintle-style hitch



PROUDLY MADE
IN THE U.S.A.

WHEEL AND HAND BRAKE TILTING MECHANISM



600CM-PL Series with 2" Ball Hitch

EDI	Part#	Description	Power	Weight
27258	MIX59402B	Concrete Mixer Fully Assembled	8 HP	1140
27259	MIX59405B	Concrete Mixer Fully Assembled	1.5 HP Elec	1021
27274	MIX59398B	Concrete Mixer Fully Assembled with On/Off Switch	1.5 HP Elec	1021

600CM-PL Series Pintle Style Hitch

EDI	Part#	Description	Power	Weight
21497	MIX59402	Concrete Mixer Fully Assembled	8 HP	1140
21500	MIX59405	Concrete Mixer Fully Assembled	1.5 HP Elec	1021
22281	MIX59398	Concrete Mixer Fully Assembled with On/Off Switch	1.5 HP Elec	1021

Other Options

EDI	Part#	Description
21576	MIX245881	6 Cu. Ft. Replacement Poly Liner

	600CM-PL
Batch Size Dry Cubic Foot	6
Drum Volume Cubic Foot	8.8
Drum Dimensions	30" dia., 17 ¹ / ₂ " opening 28 ³ / ₄ " depth
Steel Drum Gauge	8 bottom, 10 side
Drum Drive	Gas-chain Electric-belt & chain
Tilt Mechanism	Tilt wheel and hand brake
Frame Description	Square tubing & structural channel
Tow Pole	2 ³ / ₈ " tube
Wheels & Tires	25" O.D. tires
Suspension	U spring
Overall Dimension L X W X H	79" X 48" X 62"
Discharge Height	25"
Power Options	8 HP Honda 1.5 HP Electric

Mortar/Plaster Mixers

- 8 or 12 Cubic foot batch capacity
- 4/2 Paddle system – includes 4 drum scrapers and 2 end scrapers on opposed mixing arms for thorough mixing and less drum clean-up
- Aggressive mixing system with adjustable steel and rubber blades for a smooth, even mix
- Square shaft paddle design for less slipping and better efficiency
- Heavy steel drum grill with bag splitter
- Double belt drive with machined, cast iron pulleys
- Structural steel design
- Large drum capacity – perfect for any sized job
- High-speed tow kit comes standard
- "U" Spring suspension on 1200MP
- Discharge height of 23" (584mm)
- 30 RPM drum rotation
- Choose between 2" ball or pintle style hitch



U-Spring Suspension

PROUDLY MADE
IN THE U.S.A.



See Video

4/2 PADDLE DESIGN



800MP Series with 2" Ball Hitch

EDI	Part#	Description	Power	Weight
27272	MIX59312AB	Fully Assembled w/Tow Kit	3 HP Elec	939
27271	MIX59309AB	Fully Assembled w/Tow Kit	8 HP	986

800MP Series with Pintle Style Hitch

EDI	Part#	Description	Power	Weight
22930	MIX59312A	Fully Assembled w/Tow Kit	3 HP Elec	939
22927	MIX59309A	Fully Assembled w/Tow Kit	8 HP	986

1200MP Series with 2" Ball Hitch

EDI	Part#	Description	Power	Weight
27261	MIX59334B	Fully Assembled w/Tow Kit	3 HP Elec	1050
27260	MIX59328B	Fully Assembled w/Tow Kit	8 HP	1101

1200MP Series with Pintle Style Hitch

EDI	Part#	Description	Power	Weight
22251	MIX59334	Fully Assembled w/Tow Kit	3 HP Elec	1103
22247	MIX59328	Fully Assembled w/Tow Kit	8 HP	1150

	800MP	1200MP
Batch Size Dry Cubic Foot	8	12
Drum Volume Cubic Foot	9.8	15.3
Batch Capacity (Bags)	2	4
Drum Dimensions	34" X 24"	36" X 30"
Drum Thickness	12 ga. Wrap 3/16" Ends	10 ga. Wrap 1/4" Ends
Bearing/Seal	Roller bearings w/ triple seal	Roller bearings w/ drum & shaft seals
Clutch Mechanism	Idler pulley	Pivoting engine mount
Power Reduction	6:1 Reduction; belt to gears	6:1 Reduction; belt to gears
Tow Pole	2 3/8" Tube	2 7/8" Tube
Suspension	N/A	"U" Spring
Wheels & Tires	6.5" X 13" Wheels 25" O.D. Tires	6.5" X 13" Wheels 25" O.D. Tires
Overall Dimension L X W X H	79" X 50" X 56"	83" X 54" X 59"
Discharge Height	23"	23"
Power Options	8HP Honda 3HP Electric	8HP Honda 3HP Electric