

### Features

- Holds up to 16 ounces of soap or lotion.
- Coordinates with transitional-style faucets.
- 3-5/16" (84 mm) high pump.
- 3-3/8" (86 mm) long spout.

### Material

- Solid-brass construction.

### Installation

- May be installed in pre-drilled sink holes, or surfaces up to two inches thick.
- Intended for kitchen sink and bathroom lavatory installations.



### Codes/Standards








None Applicable

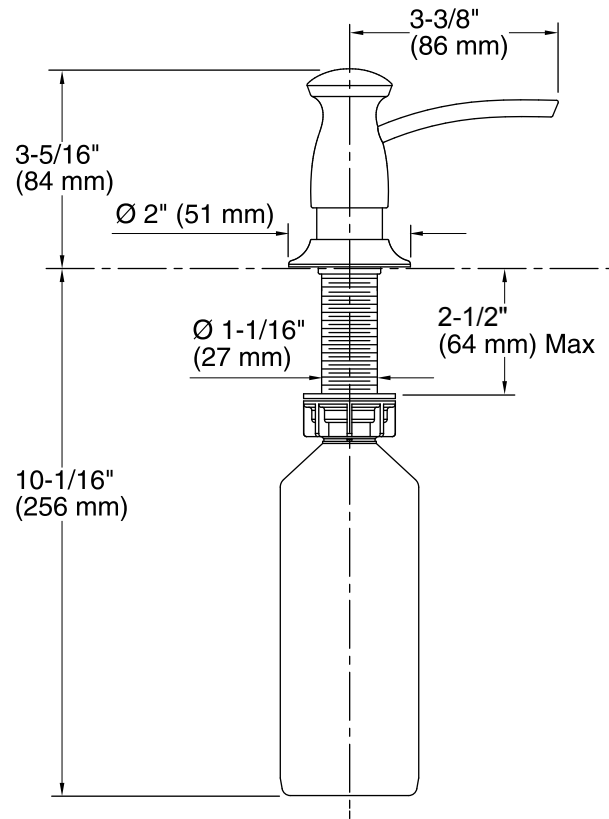
### KOHLER® One-Year Limited Warranty

See website for detailed warranty information.

### Available Color/Finishes

*Color tiles intended for reference only.*

Color	Code	Description
	CP	Polished Chrome
	SN	Vibrant® Polished Nickel
	G	Brushed Chrome
	BN	Vibrant® Brushed Nickel
	VS	Vibrant® Stainless
	BV	Vibrant® Brushed Bronze
	2BZ	Oil-Rubbed Bronze



### Technical Information

All product dimensions are nominal.

### Notes

Install this product according to the installation guide.