


Centrifugal Ventilators

Belt-Drive Upblast Centrifugal Roof & Wall Ventilators

Belt-drive upblast ventilators are designed for roof or wall mounted exhaust for commercial or industrial buildings.

Agency Listings

- All ventilators are UL Standard 705 listed
- All ventilators are UL Standard 762 (Subject YZHW) listed when sold complete with motor and variable pitch drive
- Complies with NFPA 96 application requirements
- All motor and drive packages comply with the minimum efficiency levels of EPA '92. Affected motors bear the  seal
- Ventilators are CSA listed according to Standard C22.2 No. 113-M1984 (Fans & Ventilators)

Features and Specifications

- Upblast discharge design
- Spun aluminum construction with steel support braces
- Weather resistant aluminum windband, motor enclosure, and cover
- Ball bearing motors and variable pitch drives are packed separately when ordered with ventilators
- Backward inclined aluminum fan wheel
- Externally cooled motor compartment
- Inlet temperatures up to 300°F
- Models 5BDU10 – 5BDU24 only, are wall mount capable
- Models 5BDU13 – 5BDU36 available in hazardous location configuration
- Permanently lubricated ball bearings
- Regreaseable, pillow-block bearings factory installed on models 5BDU30 and 5BDU36 only

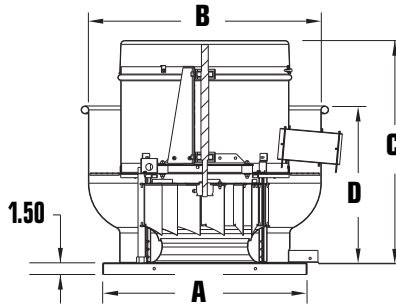
- Motor and wheel are easily detachable without removing ventilator from curb
- Junction box mounted in motor compartment
- Uni-Mount motor structure
- A continuous venturi to windband weld virtually eliminates grease leakage
- Fully rolled windband bead for added strength, stability and ease of transport
- Welded curb cap corners eliminate water entry into ducts or building

Accessories (available separately)

- For more information, see Power Roof Ventilator Accessories (NEMA 1, NEMA 3R and NEMA 4 disconnect switches.)
- Fixed ventilated mounting curbs.
- Grease collector box.
- Hinge kit.
- Bird screen to protect discharge and ensure safe, obstruction-free operation.
- Backdraft dampers.

WARNING: Do not use a damper in any kitchen exhaust application.

- Non kitchen applications may use a non ventilated curb.
- 13" diameter and larger are available in explosion-proof construction with hazardous location motors (only available in 1/2 HP motors and larger)
- Note: Motors included in hazardous location configurations are UL listed for Class I, Division I, Group D, and Class II, Division I, Groups F & G. Ventilators meet AMCA Type C classification for spark resistant construction. Consult with your local ventilation or fire inspector for all code requirements.



Fantech, Inc. and Systemair Mfg. Inc. certify that the Belt-Drive Upblast Centrifugal Roof & Wall Ventilators shown herein are licensed to bear the AMCA Seal. The ratings shown are based on tests and procedures performed in accordance with AMCA Publication 211 and AMCA Publication 311 and comply with the requirements of the AMCA Certified Ratings Program.

Model No.	Wheel Diameter (In.)	Wheel Bore Size (In.)	Pulley Bore Size (In.)	Dimensions (In.)				Gauge Thickness (In.)				Max Total Ship Wt. (lbs.)	Recommended Roof Opening (In.)	Optional Accessories	
				A	B	C	D	Windband	Venturi	Motor Enclosure	Hood			Roof Mount ² Backdraft Damper Model No.	Vented Roof Curb Model No.
5BDU10	10-1/2	1/2	7/8	19	23-7/8	23-3/8	16-7/8	0.063	0.05	0.04	0.05	66	14-1/2 x 14-1/2	5ACC12RD	5ACC17VC
5BDU12	12-1/4	1/2	7/8	22	26-1/2	24-1/4	17-3/4	0.063	0.063	0.04	.05	76	17-1/2 x 17-1/2	5ACC15RD	5ACC20VC
5BDU13	13-1/2	5/8	7/8	22	27-7/8	24-5/8	18-1/2	0.063	0.063	0.04	0.04	91	17-1/2 x 17-1/2	5ACC15RD	5ACC20VC
5BDU15	15	5/8	7/8	26	29-7/8	27-3/8	19-3/8	0.063	0.08	0.04	0.05	120	21-1/2 x 21-1/2	5ACC19RD	5ACC24VC
5BDU16	16-1/2	5/8	7/8	26	31-3/4	27-3/4	20-1/8	0.063	0.063	0.04	0.05	121	21-1/2 x 21-1/2	5ACC19RD	5ACC24VC
5BDU18	18-1/4	5/8	7/8	30	34	29-7/8	21-1/8	0.063	0.08	0.04	0.04	151	25-1/2 x 25-1/2	5ACC23RD	5ACC28VC
5BDU20	20	7/8	7/8	30	36-1/2	30-1/4	22	0.08	0.063	0.04	0.05	153	25-1/2 x 25-1/2	5ACC23RD	5ACC28VC
5BDU24	24-1/2	7/8	7/8	34	42-3/8	33	24-1/2	0.08	0.063	0.04	0.05	180	29-1/2 x 29-1/2	5ACC27RD	5ACC32VC
5BDU30	30	1	1	42	49-1/2	38-3/4	27-1/2	0.125	0.08	0.063	0.04	490	37-1/2 x 37-1/2	5ACC35RD	5ACC40VC
5BDU36	36-1/2	1-3/16	1-3/16	46	58-1/6	42-7/8	31-1/8	0.125	0.09	0.063	0.04	569	43-1/2 x 43-1/2	5ACC39RD	5ACC44VC

MOTOR SELECTION GUIDE

Dia. (In.)	HP	Open Dripproof		Hazardous Location	
		Single Phase	Three Phase	Single Phase	Three Phase
10	1/6	AB	—	—	—
10-15	1/4	BB	—	—	—
12-24	1/3	CB	—	—	—
13-30	1/2	DB	DX	DL	DM
15-36	3/4	EB	EX	EL	EM

Dia. (In.)	HP	Open Dripproof		Hazardous Location	
		Single Phase	Three Phase	Single Phase	Three Phase
15-36	1	FB	FX	FL	FM
18-36	1-1/2	GB	GX	GL	GM
18-36	2	—	HX	—	HM
30-36	3	—	JX	—	JM
30-36	5	—	KX	—	KM

B = 115/230/60/1 Open Dripproof
 X = 208-220/440/60/3 Open Dripproof
 L = 115/230/60/1 Hazardous Location
 M = 230/460/60/3 Hazardous Location
 For fan with motor and drive package, add the two-digit motor HP, phase and enclosure code.
 Example: 5BDU10AB

² Not for use with any kitchen applications.

Centrifugal Ventilators

Belt-Drive Upblast Centrifugal Roof & Wall Ventilators

5BDU10

HP	Motor Options	RPM	TS (FPM)	0.0" SP	0.125" SP	0.250" SP	0.375" SP	0.500" SP	0.625" SP	0.750" SP	0.875" SP	1.00" SP	1.25" SP	1.50" SP	1.75" SP		
				CFM	CFM	CFM	CFM	CFM	CFM	CFM	CFM	CFM	CFM	CFM	CFM	CFM	CFM
				Sones†	BHP#	Sones†	BHP#	Sones†	BHP#	Sones†	BHP#	Sones†	BHP#	Sones†	BHP#	Sones†	BHP#
1/6	AB	1452	3992	941	885	824	751	668	560								
				10.0	0.11	9.5	0.12	8.9	0.12	8.1	0.12	7.6	0.13	7.4	0.12		
		1506	4139	976	922	864	796	719	625								
				10.5	0.12	10.3	0.13	10.0	0.13	9.0	0.14	8.5	0.14	7.9	0.14		
		1589	4368	1030	981	925	860	791	712	608	412						
				10.9	0.15	11.2	0.15	10.9	0.16	10.0	0.16	9.3	0.16	9.0	0.16	8.5	0.16
1/4	BB	1674	4602	1085	1037	986	929	865	795	712							
				12.0	0.17	11.8	0.18	11.5	0.18	10.9	0.19	10.2	0.19	10.0	0.19	9.3	0.19
		1736	4772	1125	1079	1030	977	917	851	777	685						
				13.1	0.19	12.8	0.20	12.4	0.20	12.1	0.21	11.4	0.21	10.8	0.21	10.3	0.21
		1819	5000	1179	1138	1089	1037	981	922	855	776	679					
				15.1	0.22	14.7	0.23	14.3	0.23	13.5	0.24	13.1	0.24	12.8	0.25	12.0	0.25

5BDU12

HP	Motor Options	RPM	TS (FPM)	0.0" SP	0.125" SP	0.250" SP	0.375" SP	0.500" SP	0.625" SP	0.750" SP	0.875" SP	1.00" SP	1.25" SP	1.50" SP	1.75" SP				
				CFM	CFM	CFM	CFM	CFM	CFM	CFM	CFM	CFM	CFM	CFM	CFM	CFM	CFM		
				Sones†	BHP#	Sones†	BHP#	Sones†	BHP#	Sones†	BHP#	Sones†	BHP#	Sones†	BHP#	Sones†	BHP#	Sones†	BHP#
1/4	BB	1345	4312	1314	1250	1183	1108	1023	927	820									
				14.2	0.18	14.0	0.18	13.7	0.19	13.4	0.20	12.9	0.20	12.6	0.20	11.9	0.20		
		1394	4472	1362	1300	1236	1166	1086	996	898	767								
				12.4	0.20	11.8	0.21	11.5	0.21	11.3	0.22	10.7	0.22	10.1	0.23	9.6	0.23	9.1	0.22
		1423	4564	1390	1328	1266	1195	1121	1034	939	831								
				12.5	0.21	12.3	0.22	11.7	0.23	11.3	0.23	10.8	0.24	10.2	0.24	9.7	0.24	9.5	0.24
1/3	CB	1480	4746	1446	1388	1328	1264	1193	1113	1025	930	792							
				12.9	0.24	12.6	0.24	12.4	0.25	12.0	0.26	11.4	0.27	10.9	0.27	10.1	0.27	10.1	0.27
		1535	4922	1499	1444	1386	1325	1259	1185	1102	1014	915							
				13.1	0.26	12.8	0.27	12.7	0.28	12.4	0.29	12.1	0.29	11.4	0.30	10.8	0.30	10.3	0.30
		1566	5022	1530	1473	1417	1358	1290	1223	1142	1060	961							
				13.1	0.28	13.1	0.29	12.7	0.30	12.7	0.31	12.3	0.31	11.7	0.32	11.0	0.32	10.3	0.32

Performance certified is for installation type A: free inlet, free outlet. Performance rating includes the effects of bird screen.

Power rating (BHP) does not include transmission losses.

† The sound ratings shown are loudness values in fan sones at 5 ft. (1.5m) in a hemispherical free field calculated per AMCA standard 301. Values shown are for installation type A, free inlet hemispherical sone levels.

Centrifugal Ventilators

Belt-Drive Upblast Centrifugal Roof & Wall Ventilators

5BDU13

HP	Motor Options	RPM	TS (FPM)	0.0" SP	0.125" SP	0.250" SP	0.375" SP	0.500" SP	0.625" SP	0.750" SP	0.875" SP	1.00" SP	1.25" SP	1.50" SP	1.75" SP				
				CFM	CFM	CFM	CFM	CFM	CFM	CFM	CFM	CFM	CFM	CFM	CFM	CFM	CFM		
				Sones†	BHP#	Sones†	BHP#	Sones†	BHP#	Sones†	BHP#	Sones†	BHP#	Sones†	BHP#	Sones†	BHP#	Sones†	BHP#
1/4	BB	1124	3974	1608	1509	1406	1296	1174	1025										
				11.1	0.17	10.6	0.18	10.1	0.19	9.3	0.20	8.7	0.20	8.0	0.20				
		1166	4121	1668	1573	1474	1370	1256	1124										
				11.6	0.19	11.2	0.20	11.0	0.21	10.3	0.22	9.4	0.22	8.9	0.22				
		1210	4287	1730	1638	1543	1443	1334	1216	1061									
				12.2	0.21	12.0	0.22	11.5	0.23	11.0	0.24	10.3	0.25	9.4	0.25	8.5	0.25		
1/3	CB	1256	4438	1797	1708	1618	1523	1422	1311	1182									
				13.5	0.23	12.7	0.25	12.2	0.26	11.7	0.27	11.4	0.27	10.5	0.28	9.5	0.28		
		1295	4576	1852	1767	1679	1588	1492	1387	1270									
				13.8	0.26	13.2	0.27	13.1	0.28	12.4	0.29	11.8	0.30	11.2	0.30	10.5	0.30		
		1330	4718	1902	1818	1734	1643	1552	1449	1343	1201								
				14.1	0.28	13.7	0.29	13.1	0.30	12.9	0.31	12.5	0.32	11.7	0.33	11.1	0.33	10.2	0.33
1/2	DB	1397	4937	1998	1919	1838	1755	1668	1577	1478	1368	1233							
				15.2	0.32	15.1	0.33	14.6	0.35	14.3	0.36	13.5	0.37	12.8	0.38	12.1	0.38	10.9	0.38
		1440	5091	2060	1983	1905	1825	1741	1654	1560	1458	1341							
				16.1	0.35	15.7	0.37	15.5	0.38	14.7	0.391	4.4	0.40	13.8	0.41	13.0	0.42	12.6	0.42
		1530	5400	2188	2115	2042	1966	1888	1808	1723	1732	1538							
				17.3	0.42	17.0	0.44	16.3	0.45	16.2	0.46	15.4	0.48	15.4	0.49	15.1	0.50	14.2	0.50

5BDU15

HP	Motor Options	RPM	TS (FPM)	0.0" SP	0.125" SP	0.250" SP	0.375" SP	0.500" SP	0.625" SP	0.750" SP	0.875" SP	1.00" SP	1.25" SP	1.50" SP	1.75" SP			
				CFM	CFM	CFM	CFM	CFM	CFM	CFM	CFM	CFM	CFM	CFM	CFM	CFM	CFM	
				Sones†	BHP#	Sones†	BHP#	Sones†	BHP#	Sones†	BHP#	Sones†	BHP#	Sones†	BHP#	Sones†	BHP#	Sones†
1/4	BB	944	3707	1782	1664	1535	1387	1203	529									
				10.6	0.17	10.6	0.18	10.2	0.18	9.9	0.19	9.2	0.19	8.0	0.12			
		979	3844	1848	1735	1612	1473	1308	1055									
				11.2	0.19	10.9	0.20	10.8	0.21	10.1	0.21	9.8	0.21	9.1	0.20			
		1033	4057	1950	1840	1727	1599	1450	1258	568								
				11.8	0.22	11.5	0.23	11.5	0.24	10.8	0.25	10.5	0.25	9.9	0.25	8.6	0.16	
1/3	CB	1068	4194	2016	1912	1803	1682	1546	1384	1133								
				12.3	0.24	11.9	0.25	11.7	0.26	11.4	0.27	10.8	0.27	10.5	0.27	9.9	0.26	
		1093	4291	2063	1962	1856	1739	1609	1458	1248								
				12.4	0.26	12.1	0.27	11.8	0.28	11.7	0.29	11.3	0.29	10.8	0.29	10.1	0.29	
		1136	4461	2145	2045	1945	1832	1713	1571	1393	1070							
				13.1	0.29	12.8	0.30	12.5	0.31	12.3	0.32	12.0	0.33	11.4	0.33	10.8	0.33	10.2

Performance certified is for installation type A: free inlet, free outlet. Performance rating includes the effects of bird screen.
 # Power rating (BHP) does not include transmission losses.
 † The sound ratings shown are loudness values in fan sones at 5 ft. (1.5m) in a hemispherical free field calculated per AMCA standard 301. Values shown are for installation type A, free inlet hemispherical sone levels.

Centrifugal Ventilators

Belt-Drive Upblast Centrifugal Roof & Wall Ventilators

5BDU15 cont.

HP	Motor Options	RPM	TS (FPM)	0.0" SP		0.125" SP		0.250" SP		0.375" SP		0.500" SP		0.625" SP		0.750" SP		0.875" SP		1.00" SP		1.25" SP		1.50" SP		1.75" SP					
				CFM		CFM		CFM		CFM		CFM		CFM		CFM		CFM		CFM		CFM		CFM		CFM		CFM		CFM	
				Sones†	BHP#	Sones†	BHP#	Sones†	BHP#	Sones†	BHP#	Sones†	BHP#	Sones†	BHP#	Sones†	BHP#	Sones†	BHP#	Sones†	BHP#	Sones†	BHP#	Sones†	BHP#	Sones†	BHP#	Sones†	BHP#	Sones†	BHP#
1/2	DB	1185	4652	2237		2144		2047		1944		1831		1706		1561		1366		587											
				13.8	0.33	13.6	0.34	13.3	0.35	13.1	0.36	12.4	0.37	12.1	0.38	11.9	0.37	11.3	0.37	9.7	0.23										
	DX	1222	4798	2307		2217		2124		2024		1916		1799		1667		1503		1241											
				14.5	0.36	14.2	0.38	13.6	0.39	13.5	0.40	13.2	0.41	12.9	0.41	12.3	0.41	12.0	0.41	11.4	0.39										
DL	1301	5109	2456		2369		2282		2193		2091		1989		1868		1745		1572												
			15.4	0.44	15.4	0.45	15.1	0.47	14.9	0.48	14.4	0.49	14.1	0.49	13.8	0.50	13.2	0.50	12.9	0.49											
3/4	EB	1353	5314	2554		2473		2390		2303		2211		2112		2006		1891		1757		905									
				16.2	0.49	16.2	0.51	16.1	0.52	15.5	0.53	15.2	0.54	15.0	0.55	14.9	0.56	14.2	0.56	14.0	0.56	11.6	0.39								
	EX	1403	5510	2649		2570		2490		2408		2320		2227		2127		2021		1902		1578									
				17.10	.55	16.7	0.56	16.5	0.58	16.5	0.59	16.3	0.60	15.7	0.61	15.4	0.62	15.2	0.62	14.9	0.62	13.5	0.60								
EL	1489	5847	2811		2735		2659		2582		2503		2414		2325		2231		2123		1875		1412								
			18.1	0.66	17.9	0.67	17.8	0.69	17.7	0.70	17.1	0.72	16.9	0.73	16.5	0.74	16.4	0.74	15.7	0.74	15.0	0.74	13.9	0.68							
1	FB	1542	6056	2911		2840		2767		2693		2617		2536		2451		2361		2266		2051		1750							
				18.7	0.73	18.6	0.74	18.2	0.76	18.1	0.78	18.0	0.79	17.9	0.80	17.1	0.81	17.0	0.82	16.7	0.83	15.8	0.82	15.2	0.80						
	FX	1590	6243	3002		2932		2862		2791		2717		2640		2559		2474		2384		2186		1933		971					
				19.0	0.80	19.0	0.81	18.9	0.83	18.7	0.85	18.5	0.86	18.2	0.88	18.1	0.89	17.5	0.90	17.3	0.90	17.0	0.91	16.1	0.89	14.4	0.61				
FL	1639	6436	3094		3025		2956		2886		2817		2743		2662		2582		2501		2307		2081		1727						
			20	0.87	20	0.89	20	0.91	19.2	0.93	19.1	0.94	18.9	0.96	18.8	0.97	18.4	0.98	18.2	0.97	17.4	0.99	16.7	0.98	16.4	0.95					
FM																															

5BDU16

HP	Motor Options	RPM	TS (FPM)	0.0" SP		0.125" SP		0.250" SP		0.375" SP		0.500" SP		0.625" SP		0.750" SP		0.875" SP		1.00" SP		1.25" SP		1.50" SP		1.75" SP					
				CFM		CFM		CFM		CFM		CFM		CFM		CFM		CFM		CFM		CFM		CFM		CFM		CFM		CFM	
				Sones†	BHP#	Sones†	BHP#	Sones†	BHP#	Sones†	BHP#	Sones†	BHP#	Sones†	BHP#	Sones†	BHP#	Sones†	BHP#	Sones†	BHP#	Sones†	BHP#	Sones†	BHP#	Sones†	BHP#	Sones†	BHP#	Sones†	BHP#
1/3	CB	865	3736	2270		2114		1948		1771		1568																			
				10.4	0.21	9.6	0.22	9.1	0.23	8.6	0.24	7.8	0.24																		
		897	3875	2354		2203		2045		1875		1693		1419																	
11.0	0.24			10.3	0.25	9.9	0.26	9.1	0.27	8.6	0.27	7.9	0.26																		
960	4156	2520		2377		2232		2076		1910		1702		1390																	
		12.4	0.29	12.1	0.30	11.7	0.31	10.9	0.32	10.6	0.33	9.6	0.33	8.8	0.31																
1/2	DB	1004	4335	2635		2501		2362		2215		2062		1897		1670															
				12.9	0.34	12.2	0.35	11.8	0.36	11.4	0.37	10.8	0.37	10.2	0.38	9.7	0.37														
	DX	1041	4496	2732		2603		2470		2329		2183		2030		1843															
				13.6	0.37	13.3	0.38	12.5	0.39	12.1	0.40	11.5	0.41	10.7	0.42	10.3	0.42														
DL	1100	4756	2887		2762		2637		2507		2370		2226		2077		1847		1529												
			15.7	0.44	14.7	0.45	14.2	0.46	13.5	0.47	12.8	0.48	12.0	0.49	11.8	0.50	11.4	0.49	9.8	0.47											

Performance certified is for installation type A: free inlet, free outlet. Performance rating includes the effects of bird screen.

Power rating (BHP) does not include transmission losses.

† The sound ratings shown are loudness values in fan sones at 5 ft. (1.5m) in a hemispherical free field calculated per AMCA standard 301. Values shown are for installation type A, free inlet hemispherical sone levels.

Centrifugal Ventilators

Belt-Drive Upblast Centrifugal Roof & Wall Ventilators

5BDU16 cont.

HP	Motor Options	RPM	TS (FPM)	0.0" SP		0.125" SP		0.250" SP		0.375" SP		0.500" SP		0.625" SP		0.750" SP		0.875" SP		1.00" SP		1.25" SP		1.50" SP		1.75" SP					
				CFM		CFM		CFM		CFM		CFM		CFM		CFM		CFM		CFM		CFM		CFM		CFM		CFM		CFM	
				Sones†	BHP#	Sones†	BHP#	Sones†	BHP#	Sones†	BHP#	Sones†	BHP#	Sones†	BHP#	Sones†	BHP#	Sones†	BHP#	Sones†	BHP#	Sones†	BHP#	Sones†	BHP#	Sones†	BHP#	Sones†	BHP#	Sones†	BHP#
3/4	EB	1147	4956	3010		2893		2773		2649		2519		2385		2247		2085		1864											
				15.8	0.50	15.5	0.51	14.5	0.52	14.3	0.53	13.6	0.55	12.8	0.56	12.5	0.56	11.8	0.56	11.0	0.55										
	EX	1171	5057	3073		2958		2841		2721		2594		2463		2329		2180		1986											
				16.7	0.53	15.7	0.54	15.3	0.56	14.6	0.57	14.3	0.58	13.6	0.59	12.8	0.60	12.4	0.60	11.7	0.59										
	EM	1260	5447	3307		3198		3089		2980		2864		2744		2623		2492		2360											
				18.2	0.66	17.7	0.68	17.4	0.69	17.2	0.70	16.2	0.71	15.7	0.72	15.3	0.74	14.9	0.74	14.2	0.75										
1	FB	1293	5584	3394		3290		3184		3077		2965		2850		2731		2611		2483											
				19.1	0.72	18.6	0.73	17.9	0.74	17.3	0.76	17.2	0.77	16.3	0.78	15.6	0.79	15.2	0.80	15.0	0.81										
	FX	1333	5757	3499		3398		3296		3192		3085		2973		2859		2744		2624		2331									
				19.6	0.79	19.2	0.80	18.8	0.81	18.4	0.83	17.8	0.84	17.4	0.85	16.6	0.86	16.3	0.87	15.9	0.88	15.5	0.88								
	FL	1400	5996	3674		3576		3478		3380		3282		3175		3068		2961		2844											
				21	0.91	21	0.92	21	0.94	19.8	0.95	19.6	0.97	19.6	0.98	18.6	0.99	18.4	1.0	17.4	1.02										
FM	1400	5996	3674		3576		3478		3380		3282		3175		3068		2961		2844												
			21	0.91	21	0.92	21	0.94	19.8	0.95	19.6	0.97	19.6	0.98	18.6	0.99	18.4	1.0	17.4	1.02											

5BDU18

HP	Motor Options	RPM	TS (FPM)	0.0" SP		0.125" SP		0.250" SP		0.375" SP		0.500" SP		0.625" SP		0.750" SP		0.875" SP		1.00" SP		1.25" SP		1.50" SP		1.75" SP					
				CFM		CFM		CFM		CFM		CFM		CFM		CFM		CFM		CFM		CFM		CFM		CFM		CFM		CFM	
				Sones†	BHP#	Sones†	BHP#	Sones†	BHP#	Sones†	BHP#	Sones†	BHP#	Sones†	BHP#	Sones†	BHP#	Sones†	BHP#	Sones†	BHP#	Sones†	BHP#	Sones†	BHP#	Sones†	BHP#	Sones†	BHP#	Sones†	BHP#
1/3	CB	730	3489	2489		2307		2098		1854		1547																			
				8.9	0.20	8.5	0.21	8.1	0.22	7.8	0.23	7.4	0.23																		
		757	3618	2581		2406		2208		1978		1710																			
				9.2	0.22	8.9	0.24	8.6	0.25	8.2	0.25	7.8	0.25																		
		811	3875	2765		2600		2419		2217		1987		1676																	
				10.1	0.27	9.8	0.29	9.6	0.30	9.2	0.31	8.6	0.31	8.4	0.31																
1/2	DB	855	4083	2916		2762		2596		2406		2197		1960																	
				10.5	0.32	10.4	0.34	10.2	0.35	9.8	0.36	9.1	0.37	8.8	0.37																
		886	4235	3021		2873		2715		2536		2338		2121																	
				11.1	0.36	10.8	0.37	10.6	0.39	10.2	0.40	9.6	0.41	9.3	0.41																
		928	4434	3164		3020		2873		2701		2523		2321		2070		1589													
				11.7	0.41	11.5	0.43	11.6	0.44	11.2	0.46	10.5	0.47	10.1	0.47	9.8	0.47	9.0	0.43												
3/4	EB	992	4738	3383		3251		3114		2964		2798		2620		2429		2209													
				13.0	0.50	13.1	0.52	12.8	0.54	12.4	0.55	12.1	0.56	11.5	0.57	11.0	0.57	10.8	0.57												
		1021	4877	3482		3354		3221		3078		2920		2749		2568		2368													
				13.8	0.55	13.8	0.56	13.5	0.58	13.3	0.60	12.8	0.61	12.3	0.62	11.6	0.63	11.4	0.62												
		1062	5074	3621		3496		3368		3233		3080		2926		2753		2577		2335											
				14.8	0.61	14.5	0.63	14.3	0.65	14.1	0.67	13.9	0.69	13.3	0.70	12.8	0.70	12.6	0.70	11.9	0.70										

Performance certified is for installation type A: free inlet, free outlet. Performance rating includes the effects of bird screen.

Power rating (BHP) does not include transmission losses.

† The sound ratings shown are loudness values in fan sones at 5 ft. (1.5m) in a hemispherical free field calculated per AMCA standard 301. Values shown are for installation type A, free inlet hemispherical sone levels.

Centrifugal Ventilators

Belt-Drive Upblast Centrifugal Roof & Wall Ventilators

5BDU18 cont.

HP	Motor Options	RPM	TS (FPM)	0.0" SP		0.125" SP		0.250" SP		0.375" SP		0.500" SP		0.625" SP		0.750" SP		0.875" SP		1.00" SP		1.25" SP		1.50" SP		1.75" SP					
				CFM		CFM		CFM		CFM		CFM		CFM		CFM		CFM		CFM		CFM		CFM		CFM		CFM		CFM	
				Sones†	BHP#	Sones†	BHP#	Sones†	BHP#	Sones†	BHP#	Sones†	BHP#	Sones†	BHP#	Sones†	BHP#	Sones†	BHP#	Sones†	BHP#	Sones†	BHP#	Sones†	BHP#	Sones†	BHP#	Sones†	BHP#	Sones†	BHP#
1	FB	1100	5256	3751		3632		3511		3382		3242		3090		2930		2761		2577											
				15.9	0.68	15.4	0.70	15.3	0.72	15.6	0.74	14.8	0.76	14.2	0.77	14.1	0.78	13.3	0.78	13.1	0.78										
	FX	1134	5448	3867		3752		3634		3511		3377		3233		3080		2920		2749											
				16.4	0.75	16.3	0.77	16.6	0.79	16.4	0.81	15.7	0.83	15.5	0.84	14.9	0.85	14.6	0.86	14.0	0.86										
FM	1169	5585	3986		3873		3756		3640		3508		3368		3229		3074		2914		2502										
			17.6	0.82	17.3	0.84	17.5	0.86	17.1	0.88	16.9	0.90	16.3	0.92	16.2	0.93	15.4	0.94	15.4	0.94	13.9	0.93									
1-1/2	GB	1197	5719	4082		3973		3862		3747		3624		3492		3351		3204		3050		2704									
				18.3	0.88	18.0	0.90	17.7	0.92	18.1	0.94	18.1	0.96	16.9	0.98	16.3	0.99	16.3	1.00	15.5	1.01	14.7	1.01								
	GX	1234	5897	4208		4102		3995		3884		3767		3641		3507		3366		3220		2902									
				18.5	0.97	18.8	0.99	18.7	1.01	18.4	1.03	18.1	1.05	18.1	1.07	17.1	1.08	16.5	1.09	16.3	1.10	15.5	1.10								
GM	1338	6393	4563		4465		4363		4261		4159		4045		3923		3800		3678		3402		3077		2683						
			21	1.23	21	1.25	20	1.28	20	1.30	20	1.32	19.5	1.35	19.1	1.36	18.5	1.38	18.2	1.39	17.3	1.41	16.5	1.41	15.8	1.38					
2	HX	1360	6497	4638		4542		4445		4346		4244		4136		4022		3901		3775		3511		3222							
				22	1.29	21	1.32	21	1.34	21	1.36	21	1.39	20	1.41	19.5	1.43	19.1	1.45	18.5	1.46	17.4	1.48	16.7	1.48						
	HM	1388	6630	4733		4639		4544		4448		4348		4243		4133		4017		3894		3638		3362		3036					
				22	1.37	22	1.40	21	1.42	21	1.45	21	1.47	21	1.49	20	1.51	19.5	1.53	18.6	1.55	17.7	1.57	17.4	1.57	16.8	1.56				
HM	1473	7038	5023		4935		4842		4750		4657		4564		4459		4348		4238		4015		3761		3482						
			25	1.64	24	1.67	24	1.70	23	1.72	23	1.75	22	1.77	22	1.79	21	1.82	21	1.83	19.5	1.86	18.7	1.88	17.9	1.88					

5BDU20

HP	Motor Options	RPM	TS (FPM)	0.0" SP		0.125" SP		0.250" SP		0.375" SP		0.500" SP		0.625" SP		0.750" SP		0.875" SP		1.00" SP		1.25" SP		1.50" SP		1.75" SP					
				CFM		CFM		CFM		CFM		CFM		CFM		CFM		CFM		CFM		CFM		CFM		CFM		CFM		CFM	
				Sones†	BHP#	Sones†	BHP#	Sones†	BHP#	Sones†	BHP#	Sones†	BHP#	Sones†	BHP#	Sones†	BHP#	Sones†	BHP#	Sones†	BHP#	Sones†	BHP#	Sones†	BHP#	Sones†	BHP#	Sones†	BHP#	Sones†	BHP#
1/3	CB	634	3319	2946		2691		2409		2066		796																			
				10.8	0.22	9.8	0.23	9.3	0.25	9.0	0.25	8.3	0.15																		
		657	3442	3053		2808		2539		2223		1750																			
11.5	0.24			10.3	0.26	9.8	0.27	9.6	0.28	9.0	0.27																				
695	3660	3329		2996		2742		2456		2094																					
		12.9	0.29	12.2	0.30	11.8	0.32	11.4	0.33	11.2	0.32																				
1/2	DB	764	4002	3550		3341		3120		2879		2603		2250																	
				12.6	0.38	12.1	0.40	11.8	0.42	11.6	0.43	11.4	0.44	10.8	0.43																
	DX	787	4119	3657		3454		3241		3010		2751		2437		1197															
				13.0	0.42	12.8	0.44	12.4	0.46	12.2	0.47	12.0	0.47	11.4	0.47	10.5	0.31														
DL	800	4189	3718		3515		3304		3078		2820		2527		2005																
			14.0	0.44	13.6	0.46	13.1	0.48	12.6	0.49	12.2	0.50	12.3	0.50	12.0	0.47															

Performance certified is for installation type A: free inlet, free outlet. Performance rating includes the effects of bird screen.
 # Power rating (BHP) does not include transmission losses.
 † The sound ratings shown are loudness values in fan sones at 5 ft. (1.5m) in a hemispherical free field calculated per AMCA standard 301. Values shown are for installation type A, free inlet hemispherical sone levels.

Centrifugal Ventilators

Belt-Drive Upblast Centrifugal Roof & Wall Ventilators

5BDU20 cont.

HP	Motor Options	RPM	TS (FPM)	0.0" SP		0.125" SP		0.250" SP		0.375" SP		0.500" SP		0.625" SP		0.750" SP		0.875" SP		1.00" SP		1.25" SP		1.50" SP		1.75" SP					
				CFM		CFM		CFM		CFM		CFM		CFM		CFM		CFM		CFM		CFM		CFM		CFM		CFM		CFM	
				Sones†	BHP#	Sones†	BHP#	Sones†	BHP#	Sones†	BHP#	Sones†	BHP#	Sones†	BHP#	Sones†	BHP#	Sones†	BHP#	Sones†	BHP#	Sones†	BHP#	Sones†	BHP#	Sones†	BHP#	Sones†	BHP#	Sones†	BHP#
3/4	EB	854	4471	3969		3781		3588		3383		3159		2908		2606		2046													
				13.9	0.53	13.8	0.55	13.6	0.58	13.5	0.59	13.30	.60	13.0	0.61	12.8	0.60	12.2	0.56												
	EX	879	4602	4085		3903		3716		3519		3306		3070		2796		2427													
				14.4	0.58	14.2	0.60	14.1	0.62	14.1	0.64	13.9	0.65	13.8	0.66	13.3	0.66	12.9	0.64												
EL	915	4796	4252		4075		3898		3703		3505		3282		3039		2734		2175												
			15.7	0.65	15.3	0.68	15.1	0.70	14.5	0.72	14.3	0.74	13.7	0.75	13.9	0.75	13.4	0.74	12.8	0.68											
1	FB	960	5028	4461		4295		4125		3949		3763		3563		3344		3096		2790											
				15.8	0.75	15.8	0.78	15.8	0.81	15.8	0.83	15.4	0.84	15.4	0.86	15.4	0.86	14.9	0.86	15.0	0.85										
	FX	989	5176	4596		4435		4271		4101		3922		3732		3526		3298		3032											
				16.5	0.82	16.5	0.85	16.5	0.88	16.4	0.90	16.4	0.92	16.3	0.93	16.1	0.94	15.8	0.95	15.3	0.94										
FL	1010	5278	4693		4533		4373		4206		4026		3846		3643		3423		3181		1422										
			17.6	0.88	17.2	0.91	17.1	0.93	16.6	0.96	16.2	0.98	15.5	0.99	15.5	1.00	14.9	1.00	14.9	1.00	14.8	0.63									
1-1/2	GB	1081	5660	5023		4876		4727		4574		4415		4249		4074		3887		3684		3187									
				18.8	1.08	18.8	1.11	18.7	1.14	18.6	1.16	18.5	1.18	18.2	1.20	17.8	1.22	17.7	1.23	17.7	1.23	17.5	1.22								
	GX	1113	5628	5172		5029		4884		4737		4584		4425		4257		4080		3890		3446									
				19.7	1.17	19.5	1.21	19.5	1.24	19.4	1.26	19.3	1.29	18.8	1.31	18.8	1.32	18.7	1.34	18.7	1.34	17.9	1.34								
GL	1155	6042	5367		5227		5086		4947		4797		4640		4483		4325		4136		3750										
			22	1.31	21	1.34	21	1.38	21	1.41	20	1.43	19.8	1.46	19.2	1.47	18.7	1.49	18.4	1.50	17.7	1.50									
2	HX	1224	6408	5688		5558		5427		5294		5158		5018		4873		4722		4563		4219		3811		3207					
				23	1.56	23	1.60	23	1.63	22	1.66	22	1.69	22	1.72	22	1.74	21	1.76	21	1.77	21	1.79	20	1.78	19.6	1.71				
	HM	1256	6576	5837		5710		5582		5453		5321		5186		5046		4900		4749		4423		4047		3562					
				23	1.69	23	1.72	23	1.76	23	1.79	23	1.82	23	1.85	23	1.87	22	1.89	23	1.91	22	1.93	22	1.93	21	1.89				
	HM	1270	6650	5902		5774		5647		5519		5391		5252		5108		4966		4823		4491									
				25	1.75	25	1.78	24	1.82	24	1.85	24	1.88	23	1.91	23	1.93	23	1.95	23	1.97	21	2.00								

5BDU24

HP	Motor Options	RPM	TS (FPM)	0.0" SP		0.125" SP		0.250" SP		0.375" SP		0.500" SP		0.625" SP		0.750" SP		0.875" SP		1.00" SP		1.25" SP		1.50" SP		1.75" SP					
				CFM		CFM		CFM		CFM		CFM		CFM		CFM		CFM		CFM		CFM		CFM		CFM		CFM		CFM	
				Sones†	BHP#	Sones†	BHP#	Sones†	BHP#	Sones†	BHP#	Sones†	BHP#	Sones†	BHP#	Sones†	BHP#	Sones†	BHP#	Sones†	BHP#	Sones†	BHP#	Sones†	BHP#	Sones†	BHP#	Sones†	BHP#	Sones†	BHP#
1/3	CB	453	2904	4036		3578		3015																							
				10.5	0.23	10.3	0.25	9.9	0.25																						
		470	3012	4188		3750		3218																							
				10.6	0.25	10.6	0.27	10.3	0.28																						
		495	3233	4410		3989		3503		2826																					
				10.6	0.29	10.4	0.32	10.0	0.33	9.8	0.32																				

Performance certified is for installation type A: free inlet, free outlet. Performance rating includes the effects of bird screen.

Power rating (BHP) does not include transmission losses.

† The sound ratings shown are loudness values in fan sones at 5 ft. (1.5m) in a hemispherical free field calculated per AMCA standard 301. Values shown are for installation type A, free inlet hemispherical sone levels.

Centrifugal Ventilators

Belt-Drive Upblast Centrifugal Roof & Wall Ventilators

5BDU24 cont.

HP	Motor Options	RPM	TS (FPM)	0.0" SP		0.125" SP		0.250" SP		0.375" SP		0.500" SP		0.625" SP		0.750" SP		0.875" SP		1.00" SP		1.25" SP		1.50" SP		1.75" SP					
				CFM		CFM		CFM		CFM		CFM		CFM		CFM		CFM		CFM		CFM		CFM		CFM		CFM		CFM	
				Sones†	BHP#	Sones†	BHP#	Sones†	BHP#	Sones†	BHP#	Sones†	BHP#	Sones†	BHP#	Sones†	BHP#	Sones†	BHP#	Sones†	BHP#	Sones†	BHP#	Sones†	BHP#	Sones†	BHP#	Sones†	BHP#	Sones†	BHP#
1/2	DB	523	3352	4660		4274		3819		3287																					
	DX	542	3476	11.4	0.35	11.1	0.37	11.0	0.39	10.5	0.39																				
	DL			12.0	0.39	11.7	0.41	11.6	0.43	10.9	0.43																				
	DM	570	3701	5078		4727		4313		3866		3239																			
3/4	EB	610	3911	5435		5109		4747		4336		3877		3184																	
	EX	632	4056	13.5	0.55	13.0	0.58	12.7	0.60	12.3	0.62	11.5	0.62	10.5	0.59																
	EL			13.8	0.61	13.3	0.64	13.4	0.67	12.7	0.68	12.1	0.69	11.0	0.68																
	EM	650	4233	5791		5477		5126		4732		4324		3865																	
1	FB	695	4457	6192		5909		5605		5267		4901		4502		3992															
	FX	715	4586	15.3	0.81	14.8	0.85	14.6	0.88	14.4	0.90	13.9	0.91	13.4	0.92	12.4	0.90														
	FL			16.2	0.88	15.5	0.92	15.4	0.95	15.3	0.97	14.7	0.99	13.8	1.00	12.7	1.00														
	FM	720	4663	6415		6137		5842		5510		5180		4801		4310		3714													
1-1/2	GB	770	4936	6860		6605		6339		6048		5733		5399		5042		4614													
	GX	798	5118	17.3	1.11	16.4	1.14	16.4	1.18	16.7	1.21	16.3	1.23	15.4	1.24	14.5	1.25	13.8	1.24												
	GL			17.8	1.23	17.4	1.27	17.2	1.31	17.6	1.34	17.5	1.36	16.9	1.38	15.9	1.39	15.1	1.38	14.3	1.36										
	GM	820	5337	7306		7062		6818		6535		6245		5954		5632		5296		4800											
2	HX	877	5626	7814		7591		7362		7120		6860		6583		6294		5993		5668		4797									
		894	5732	20	1.63	19.6	1.68	19.4	1.72	19.7	1.75	21	1.79	20	1.81	19.5	1.83	19.2	1.84	17.7	1.84	16.9	1.79								
	HM	900	5875	7965		7746		7522		7286		7034		6766		6483		6192		5882		5100									
		24	1.73	20	1.77	20	1.81	20	1.85	21	1.89	22	1.91	20	1.93	20	1.95	19.1	1.95	18.2	1.91										
				24	1.76	23	1.81	22	1.85	22	1.89	21	1.92	19.7	1.95	19.0	1.97	18.7	1.98	18.1	1.99	18.4	1.95								

Performance certified is for installation type A: free inlet, free outlet. Performance rating includes the effects of bird screen.

Power rating (BHP) does not include transmission losses.

† The sound ratings shown are loudness values in fan sones at 5 ft. (1.5m) in a hemispherical free field calculated per AMCA standard 301. Values shown are for installation type A, free inlet hemispherical sone levels.

Centrifugal Ventilators

Belt-Drive Upblast Centrifugal Roof & Wall Ventilators

5BDU30

HP	Motor Options	RPM	TS (FPM)	0.0" SP		0.125" SP		0.250" SP		0.375" SP		0.500" SP		0.625" SP		0.750" SP		0.875" SP		1.00" SP		1.25" SP		1.50" SP		1.75" SP					
				CFM		CFM		CFM		CFM		CFM		CFM		CFM		CFM		CFM		CFM		CFM		CFM		CFM		CFM	
				Sones†	BHP#	Sones†	BHP#	Sones†	BHP#	Sones†	BHP#	Sones†	BHP#	Sones†	BHP#	Sones†	BHP#	Sones†	BHP#	Sones†	BHP#	Sones†	BHP#	Sones†	BHP#	Sones†	BHP#	Sones†	BHP#	Sones†	BHP#
1/2	DB	365	2864	5522		4857		3998																							
				13.8	0.29	12.6	0.32	12.1	0.33																						
	DK	378	2970	5718		5082		4271		3065																					
				15.2	0.33	14.0	0.36	13.4	0.36	13.4	0.34																				
DL	412	3236	6232		5658		4955		4105																						
			16.1	0.42	15.1	0.46	14.5	0.47	14.2	0.47																					
3/4	EB	429	3370	6490		5941		5288		4510																					
				16.1	0.48	14.9	0.51	14.3	0.53	13.9	0.53																				
	EX	444	3487	6717		6188		5572		4832		3926																			
				15.7	0.53	15.0	0.57	14.7	0.59	14.1	0.59	14.1	0.57																		
EL	471	3699	7124		6622		6049		5391		4627																				
			17.6	0.63	15.7	0.67	14.6	0.70	14.6	0.70	13.9	0.70																			
1	FB	486	3817	7352		6873		6338		5704		5003		2785																	
				16.0	0.70	15.5	0.74	15.0	0.76	14.4	0.77	14.0	0.77	13.5	0.54																
	FX	502	3945	7594		7132		6621		6022		5350		4580																	
				16.3	0.77	15.7	0.81	15.2	0.84	14.7	0.85	14.4	0.85	13.7	0.83																
FL	519	4076	7850		7394		6901		6352		5709		4992																		
			19.1	0.85	15.7	0.89	15.2	0.93	14.6	0.94	14.6	0.94	14.0	0.93																	
1-1/2	GB	570	4476	8623		8218		7789		7308		6763		6170		5551															
				17.1	1.12	16.4	1.17	16.2	1.21	15.6	1.24	14.9	1.25	14.5	1.24	14.3	1.23														
	GX	586	4602	8865		8471		8058		7597		7079		6509		5922		5143													
				17.1	1.22	16.8	1.27	16.5	1.31	15.9	1.34	15.4	1.35	14.8	1.35	14.3	1.35	14.1	1.31												
GL	594	4665	8985		8586		8188		7716		7233		6669		6072		5417														
			16.5	1.27	17.3	1.32	16.3	1.37	15.9	1.40	15.6	1.41	15.1	1.41	14.4	1.40	14.1	1.38													
2	HX	630	4948	9531		9166		8786		8375		7918		7415		6878		6330		5628											
				18.6	1.51	17.5	1.57	17.3	1.62	17.3	1.66	16.3	1.68	15.7	1.68	15.2	1.68	14.5	1.68	14.4	1.64										
	HM	645	5070	9758		9401		9032		8635		8197		7714		7195		6664		6077											
				19.3	1.63	18.4	1.68	17.9	1.73	17.9	1.77	16.9	1.80	16.2	1.80	15.7	1.80	14.9	1.80	14.6	1.78										
JM	653	5129	9877		9515		9152		8755		8319		7867		7354		6824		6230												
			19.7	1.69	19.4	1.75	18.3	1.80	18.0	1.84	17.3	1.86	16.0	1.87	15.9	1.87	15.1	1.87	14.5	1.85											
3	JK	700	5501	10590		10261		9925		9571		9188		8772		8320		7841		7352		6131									
				20	2.08	21	2.14	20	2.20	19.8	2.25	19.4	2.28	17.9	2.30	17.4	2.31	16.9	2.30	16.0	2.30	15.1	2.24								
	JM	718	5642	10862		10542		10215		9873		9505		9106		8675		8215		7740		6710									
				22	2.24	22	2.31	21	2.36	20	2.42	19.9	2.45	19.1	2.48	18.3	2.49	17.2	2.49	17.1	2.48	16.1	2.45								
JM	748	5875	11314		10998		10681		10365		10005		9624		9242		8814		8367		7394										
			24	2.53	23	2.60	22	2.67	22	2.72	21	2.77	19.8	2.79	18.9	2.81	18.4	2.81	17.7	2.81	16.9	2.79									

Performance certified is for installation type A: free inlet, free outlet. Performance rating includes the effects of bird screen.

Power rating (BHP) does not include transmission losses.

† The sound ratings shown are loudness values in fan sones at 5 ft. (1.5m) in a hemispherical free field calculated per AMCA standard 301. Values shown are for installation type A, free inlet hemispherical sone levels.

Centrifugal Ventilators

Belt-Drive Upblast Centrifugal Roof & Wall Ventilators

5BDU30 *cont.*

HP	Motor Options	RPM	TS (FPM)	0.0" SP	0.125" SP	0.250" SP	0.375" SP	0.500" SP	0.625" SP	0.750" SP	0.875" SP	1.00" SP	1.25" SP	1.50" SP	1.75" SP									
				CFM		CFM		CFM		CFM		CFM		CFM		CFM		CFM						
				Sones†	BHP#	Sones†	BHP#	Sones†	BHP#	Sones†	BHP#	Sones†	BHP#	Sones†	BHP#	Sones†	BHP#	Sones†	BHP#					
5	KK	841	6606	12723	12450	12175	11892	11600	11291	10964	10616	10249	9462	8648	7693									
				28	3.60	28	3.68	27	3.75	26.3	3.82	25	3.88	25	3.93	24	3.96	23	3.98	23	4.00	21	4.00	21
	KM	872	6845	13192	12929	12663	12393	12114	11821	11512	11186	10842	10102	9321	8510									
				30	4.02	29	4.09	28	4.17	28	4.24	28	4.30	27	4.36	26	4.40	25	4.43	25	4.45	24	4.46	22
			887	6966	13417	13150	12883	12616	12350	12065	11744	11422	11100	10393	9638	8795								
					30	4.23	30	4.31	30	4.38	30	4.46	28	4.52	28	4.58	27	4.63	26	4.66	25	4.68	25	4.69

5BDU36

HP	Motor Options	RPM	TS (FPM)	0.0" SP	0.125" SP	0.250" SP	0.375" SP	0.500" SP	0.625" SP	0.750" SP	0.875" SP	1.00" SP	1.25" SP	1.50" SP	1.75" SP				
				CFM		CFM		CFM		CFM		CFM		CFM		CFM		CFM	
				Sones†	BHP#	Sones†	BHP#	Sones†	BHP#	Sones†	BHP#	Sones†	BHP#	Sones†	BHP#	Sones†	BHP#	Sones†	BHP#
3/4	EB	293	2804	8117	7091	5805													
				7.1	0.43	7.0	0.47	6.7	0.47										
	EX	301	2878	8339	7341	6130													
				7.6	0.47	7.5	0.50	7.2	0.52										
	EL	339	3239	9392	8509	7552	6179												
				9.3	0.67	8.6	0.71	8.4	0.74	7.9	0.73								
1	FB	350	3342	9696	8844	7934	6741												
				9.3	0.74	8.9	0.78	8.6	0.81	8.1	0.80								
	FX	356	3398	9863	9025	8137	6991												
				9.4	0.78	9.2	0.82	8.9	0.85	8.5	0.85								
FL	373	3564	10334	9532	8679	7654	6202												
			10.9	0.89	9.8	0.94	9.4	0.98	8.9	0.98	8.3	0.94							

Performance certified is for installation type A: free inlet, free outlet. Performance rating includes the effects of bird screen.

Power rating (BHP) does not include transmission losses.

† The sound ratings shown are loudness values in fan sones at 5 ft. (1.5m) in a hemispherical free field calculated per AMCA standard 301. Values shown are for installation type A, free inlet hemispherical sone levels.

Centrifugal Ventilators

Belt-Drive Upblast Centrifugal Roof & Wall Ventilators

5BDU36 cont.

HP	Motor Options	RPM	TS (FPM)	0.0" SP		0.125" SP		0.250" SP		0.375" SP		0.500" SP		0.625" SP		0.750" SP		0.875" SP		1.00" SP		1.25" SP		1.50" SP		1.75" SP					
				CFM		CFM		CFM		CFM		CFM		CFM		CFM		CFM		CFM		CFM		CFM		CFM		CFM		CFM	
				Sones†	BHP#	Sones†	BHP#	Sones†	BHP#	Sones†	BHP#	Sones†	BHP#	Sones†	BHP#	Sones†	BHP#	Sones†	BHP#	Sones†	BHP#	Sones†	BHP#	Sones†	BHP#	Sones†	BHP#	Sones†	BHP#	Sones†	BHP#
1-1/2	GB	399	3811	11054		10308		9542		8673		7563																			
				11.0	1.09	10.9	1.14	10.2	1.18	9.8	1.21	9.5	1.19																		
	GX	409	3911	11331		10603		9859		9034		7986																			
				11.6	1.18	11.4	1.22	10.9	1.27	10.3	1.30	9.7	1.29																		
1-1/2	GL	427	4080	11830		11129		10411		9645		8694		7443																	
						13.0	1.34	12.2	1.39	11.5	1.44	11.1	1.47	10.8	1.47	10.0	1.44														
2	HX	445	4252	12328		11661		10982		10267		9427		8409																	
				13.7	1.51	13.1	1.57	12.6	1.62	12.1	1.66	11.5	1.67	11.0	1.65																
	HM	454	4342	12578		11924		11259		10565		9766		8793																	
				14.2	1.61	13.8	1.66	12.9	1.71	12.8	1.76	12.3	1.78	11.6	1.76																
		470	4491	13021		12384		11748		11058		10336		9430		8267															
				15.5	1.78	14.6	1.84	14.1	1.89	13.5	1.94	13.1	1.97	12.5	1.96	12.0	1.92														
3	JX	520	4969	14406		13835		13260		12674		12060		11374		10566		9665													
				17.8	2.42	17.7	2.48	17.0	2.54	16.0	2.60	15.7	2.64	15.3	2.67	14.8	2.66	14.3	2.63												
	JM	531	5074	14711		14152		13589		13016		12421		11768		11004		10143													
				18.7	2.57	18.1	2.64	17.2	2.70	17.0	2.76	16.4	2.81	16.2	2.84	15.5	2.83	14.8	2.81												
		538	5141	14905		14349		13793		13224		12616		12008		11231		10432		9307											
				19.1	2.68	18.8	2.74	17.8	2.80	17.0	2.86	16.7	2.92	16.2	2.95	15.8	2.95	15.0	2.92	14.8	2.87										
5	KX	607	5799	16816		16328		15837		15342		14839		14321		13769		13156		12462		10877									
				22	3.84	22	3.92	21	3.99	20	4.06	20	4.12	19.3	4.18	19.0	4.23	18.6	4.24	18.0	4.23	16.8	4.16								
	KM	620	5922	17176		16698		16218		15733		15243		14739		14209		13629		12973		11485									
				23	4.10	23	4.17	22	4.24	21	4.31	20	4.38	20	4.45	19.3	4.50	19.2	4.52	18.7	4.52	17.4	4.45								
		637	6087	17647		17178		16708		16239		15763		15249		14736		14222		13573		12174		7546							
				23	4.44	23	4.52	23	4.59	21	4.67	21	4.74	21	4.81	20	4.86	20	4.90	19.8	4.90	18.4	4.85	17.3	3.55						

Performance certified is for installation type A: free inlet, free outlet. Performance rating includes the effects of bird screen.

Power rating (BHP) does not include transmission losses.

† The sound ratings shown are loudness values in fan sones at 5 ft. (1.5m) in a hemispherical free field calculated per AMCA standard 301. Values shown are for installation type A, free inlet hemispherical sone levels.

Centrifugal Ventilators

Belt-Drive Upblast Centrifugal Roof & Wall Ventilators – Octave Sound Data

The sound power ratings shown are in decibels, referred to 10^{-12} Watts calculated per AMCA Standard 301. Values shown are for inlet L_{w_i} A sound power levels for installation Type A: free inlet, free outlet. Ratings do not include the effects of duct end correction. For models shown on this page, the AMCA ratings seal applies to air performance and some values. For models shown on this page, the AMCA Certified Ratings Seal applies to air performance and sones only.

Model 5BDU10; Wheel Dia. 10-1/2" Sound Data											
HP	RPM	SP	63 Hz	125 Hz	250 Hz	500 Hz	1000 Hz	2000 Hz	4000 Hz	8000 Hz	L _{wi} A
1/6	1589	0	69	70	78	72	64	64	59	53	74
		0.5	66	69	76	69	61	60	54	49	71
1/4	1819	0	71	72	79	81	69	66	64	58	80
		0.5	69	72	79	79	67	64	60	54	78

Model 5BDU12; Wheel Dia. 12-1/4" Sound Data											
HP	RPM	SP	63 Hz	125 Hz	250 Hz	500 Hz	1000 Hz	2000 Hz	4000 Hz	8000 Hz	L _{wi} A
1/4	1423	0	70	73	80	71	65	67	61	54	75
		0.5	69	72	79	69	62	62	57	50	73
1/3	1566	0	69	74	81	74	67	68	64	56	77
		0.5	68	72	81	72	65	65	61	53	75
		1	68	69	77	69	61	61	57	51	72

Model 5BDU13; Wheel Dia. 13-1/2" Sound Data											
HP	RPM	SP	63 Hz	125 Hz	250 Hz	500 Hz	1000 Hz	2000 Hz	4000 Hz	8000 Hz	L _{wi} A
1/4	1210	0	70	72	81	71	64	67	60	51	76
		0.5	69	71	78	69	61	63	56	50	73
1/3	1330	0	71	75	83	74	66	69	64	55	78
		0.5	70	74	81	72	64	67	60	53	75
1/2	1530	0	72	80	86	78	69	70	69	60	81
		0.5	71	79	84	77	67	69	66	58	79
		1	70	76	81	73	64	68	61	55	76

Model 5BDU15; Wheel Dia. 15" Sound Data											
HP	RPM	SP	63 Hz	125 Hz	250 Hz	500 Hz	1000 Hz	2000 Hz	4000 Hz	8000 Hz	L _{wi} A
1/4	1033	0	68	76	79	70	65	66	58	55	74
		0.5	68	74	78	67	62	59	55	51	72
1/3	1136	0	69	76	81	72	66	67	62	57	76
		0.5	69	75	80	70	65	63	58	53	74
1/2	1301	0	70	77	84	75	68	68	67	60	78
		0.5	70	76	83	73	67	67	65	57	77
3/4	1489	0	73	78	86	79	71	71	71	64	81
		0.5	72	77	85	78	70	70	70	61	81
		1	72	76	84	76	69	70	65	60	79
1	1639	0	75	80	86	83	74	73	73	67	84
		0.5	74	79	86	82	73	72	72	65	83
		1	74	78	85	80	71	71	69	63	81
		1.5	75	78	83	78	69	69	67	61	79

Model 5BDU16; Wheel Dia. 16-1/2" Sound Data											
HP	RPM	SP	63 Hz	125 Hz	250 Hz	500 Hz	1000 Hz	2000 Hz	4000 Hz	8000 Hz	L _{wi} A
1/3	960	0	75	74	80	73	68	65	58	52	75
		0.5	73	72	77	69	61	58	53	49	72
1/2	1100	0	72	75	84	76	71	69	62	56	79
		0.5	70	74	81	73	65	64	58	53	76
3/4	1260	0	72	78	87	79	74	73	66	60	82
		0.5	71	77	85	77	70	69	63	57	80
		1	69	75	83	74	65	64	60	55	77
1	1400	0	74	81	89	81	76	76	70	63	84
		0.5	72	80	88	79	73	73	67	61	83
		1	70	78	87	77	70	69	64	59	81

Model 5BDU18; Wheel Dia. 18-1/4" Sound Data											
HP	RPM	SP	63 Hz	125 Hz	250 Hz	500 Hz	1000 Hz	2000 Hz	4000 Hz	8000 Hz	L _{wi} A
1/3	811	0	68	78	73	70	63	62	59	50	71
		0.5	67	78	71	67	60	58	53	46	69
1/2	928	0	71	79	77	73	66	64	61	54	74
		0.5	70	78	75	71	63	62	58	51	72
3/4	1062	0	73	79	81	76	69	67	64	60	78
		0.5	73	78	81	75	66	66	63	57	77
1	1169	0	75	80	85	79	72	70	67	64	81
		0.5	75	79	85	78	69	68	66	61	80
		1	74	77	82	76	67	66	64	58	78
1 1/2	1338	0	76	82	88	81	74	74	70	68	84
		0.5	75	82	88	80	73	72	68	65	83
		1	74	80	86	78	70	69	67	62	81
2	1473	0	77	84	90	83	76	77	72	71	86
		0.5	76	84	90	82	75	75	70	69	85
		1	74	82	88	79	73	72	69	66	83
		1.5	75	80	86	78	72	70	68	64	81

Centrifugal Ventilators

Belt-Drive Upblast Centrifugal Roof & Wall Ventilators – Octave Sound Data

Model 5BDU20; Wheel Dia. 20" Sound Data												
HP	RPM	SP	63 Hz	125 Hz	250 Hz	500 Hz	1000 Hz	2000 Hz	4000 Hz	8000 Hz	LwIA	
1/3	699	0	74	77	74	73	65	60	56	63	74	
		0.5	72	75	74	71	64	58	54	52	72	
1/2	800	0	76	79	77	75	67	63	59	61	76	
		0.5	76	77	77	75	66	63	57	54	75	
3/4	915	0	79	81	81	78	69	67	62	58	78	
		0.5	79	80	81	78	69	67	62	58	78	
1	1010	0	80	83	83	80	71	70	65	60	80	
		0.5	80	82	83	80	71	69	64	61	80	
		1	79	81	81	79	69	68	63	61	79	
1 1/2	1155	0	82	86	86	83	75	74	68	64	84	
		0.5	81	86	86	82	75	73	68	63	83	
		1	82	85	85	82	73	72	67	62	83	
2	1270	0	83	88	88	85	78	77	72	67	86	
		0.5	82	88	88	85	77	76	71	66	86	
		1	82	88	88	84	76	75	70	65	85	
		1.5	84	88	86	83	75	75	70	66	84	

Model 5BDU30; Wheel Dia. 30" Sound Data												
HP	RPM	SP	63 Hz	125 Hz	250 Hz	500 Hz	1000 Hz	2000 Hz	4000 Hz	8000 Hz	LwIA	
1/2	412	0	74	91	71	71	69	59	54	54	78	
		0.5	75	90	74	72	71	64	58	55	78	
3/4	471	0	73	90	71	67	62	58	55	52	75	
		0.5	76	89	76	73	72	67	60	56	78	
1	519	0	74	89	73	69	66	61	56	53	75	
		0.5	77	88	80	74	75	73	64	58	80	
1 1/2	594	0	76	87	77	72	73	67	59	56	78	
		0.5	79	86	82	75	77	78	67	60	83	
2	653	0	77	86	80	73	78	72	62	58	81	
		0.5	77	84	77	72	70	64	60	56	75	
		1	80	87	87	77	78	81	72	64	86	
3	748	0	79	87	85	76	81	78	68	62	85	
		0.5	79	86	83	75	76	71	64	61	81	
		1	82	90	94	82	81	85	79	70	90	
5	887	0.5	82	89	93	81	81	84	76	68	89	
		1	80	88	90	80	80	80	71	66	87	
		1.5	82	88	89	78	78	77	70	66	85	

Model 5BDU24; Wheel Dia. 24-1/2" Sound Data												
HP	RPM	SP	63 Hz	125 Hz	250 Hz	500 Hz	1000 Hz	2000 Hz	4000 Hz	8000 Hz	LwIA	
1/3	495	0	72	76	75	72	67	60	58	60	73	
		0.5	74	79	77	74	69	63	60	61	75	
1/2	570	0	71	78	75	71	66	60	57	56	73	
		0.5	76	82	80	75	71	66	63	61	77	
3/4	650	0	74	82	78	73	68	64	59	55	75	
		0.5	77	84	80	77	73	69	65	62	79	
1	720	0	76	84	80	75	71	67	61	57	78	
		0.5	79	86	77	80	77	74	68	65	82	
1 1/2	820	0.5	77	85	86	79	75	71	65	62	82	
		1	73	83	83	76	71	67	62	59	79	
		0	80	88	74	83	80	77	71	67	85	
2	900	0.5	78	86	87	83	79	75	69	65	85	
		1	76	83	86	81	74	71	65	62	83	

Model 5BDU36; Wheel Dia. 36-1/2" Sound Data												
HP	RPM	SP	63 Hz	125 Hz	250 Hz	500 Hz	1000 Hz	2000 Hz	4000 Hz	8000 Hz	LwIA	
3/4	339	0	74	72	71	68	66	58	53	50	70	
		0.5	76	75	73	69	68	60	56	52	72	
1	373	0	78	80	77	71	70	64	60	56	75	
		0.5	76	77	74	69	67	62	57	54	72	
2	470	0	80	83	80	73	73	67	64	60	78	
		0.5	78	82	77	70	69	65	61	58	75	
3	538	0	82	87	84	76	75	71	67	64	81	
		0.5	81	85	82	73	73	69	65	62	79	
5	637	0	84	90	88	80	79	77	71	68	85	
		0.5	83	88	87	78	78	74	70	66	84	
		1	80	87	84	76	75	72	69	65	81	

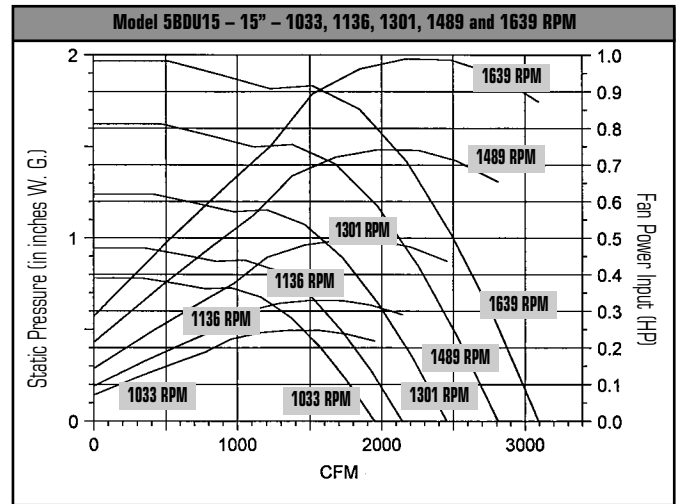
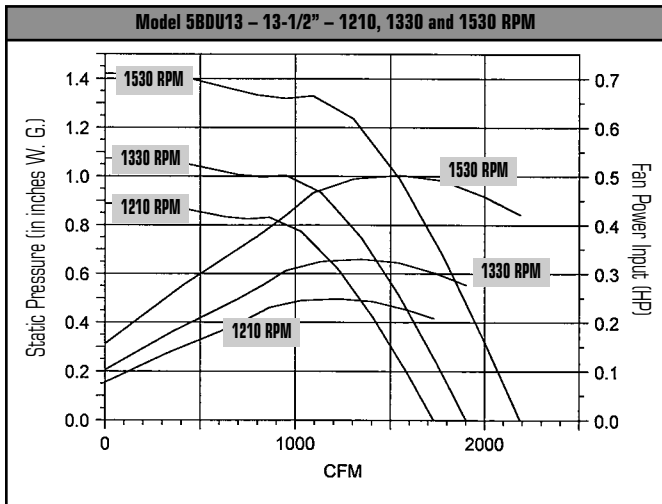
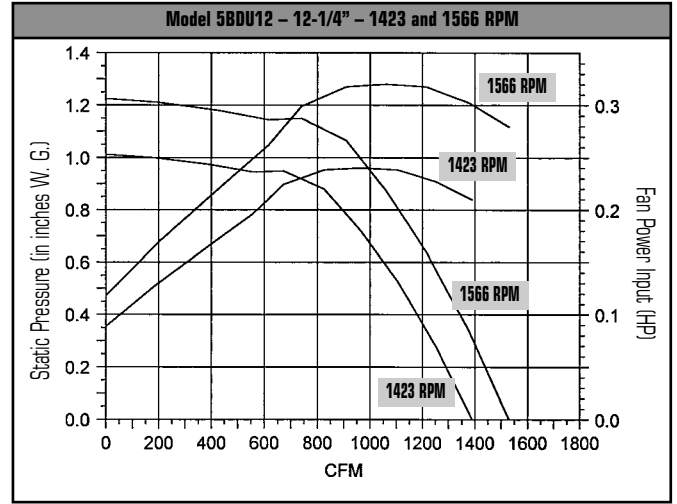
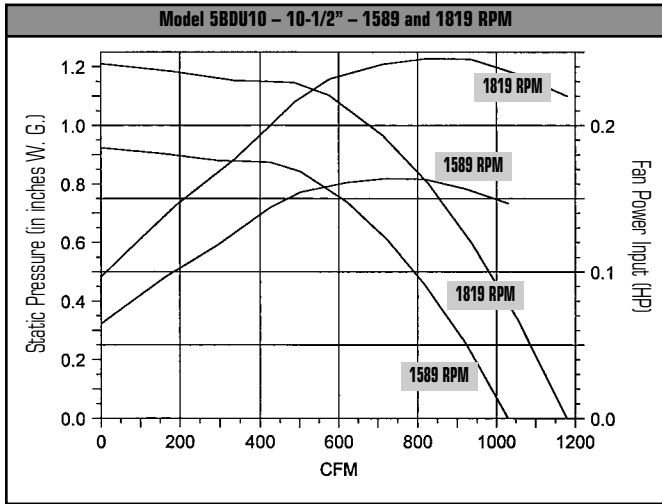
Typical Specifications

Belt-Drive Upblast Roof and Wall

Roof mount exhaust fans shall be upblast centrifugal belt-driven type. The fan wheel shall be centrifugal backward inclined, blades and wheel cone to be constructed of aluminum and shall include a wheel cone matched to the inlet cone for precise running tolerances. Wheels shall be statically and dynamically balanced. The fan housing shall be constructed of heavy gauge aluminum with a rigid steel internal support structure. Windbands shall have a rolled bead for added strength and shall be joined to curb caps with a leak resistant, continuously welded seam. Motors shall be heavy-duty ball bearing type, matched to the fan load, furnished at the specified voltage, phase and enclosure. Motors and drives shall be mounted out of the airstream. Fresh air for motor cooling shall be drawn into the motor compartment from an area free of discharge contaminants. Motors shall be readily accessible for maintenance. Steel shafts shall be turned, ground, polished and mounted in permanently sealed and lubricated ball bearings (30" and 36" units feature regreaseable pillow block bearings). Bearings shall be selected for a minimum (L50) life in excess of 200,000 hours at maximum cataloged operating speed. Drives shall be sized for a minimum of 150% of driven horsepower. Pulleys shall be of the fully machined cast iron type, keyed and securely attached to the wheel and motor shafts. Motor pulleys shall be adjustable for final system balancing. A junction box shall be factory installed to permit a disconnect switch to be wired to the fan motor within the motor compartment. A conduit chase shall be provided through the curb cap to the motor compartment for ease of electrical wiring. The drive assembly and wheel shall be removable from the support structure without disassembling the external fan housing. All fans shall bear the AMCA Certified Ratings Seal for sound and air performance. Each fan shall bear a permanently affixed manufacturer's nameplate containing model number, drive selections and will carry a one-year warranty. Fans shall be Fantech Model Belt-Drive Upblast Centrifugal Roof & Wall Ventilators – Octave Sound Data as manufactured by Systemair Mfg. Inc., Lenexa, Kansas.

Centrifugal Ventilators

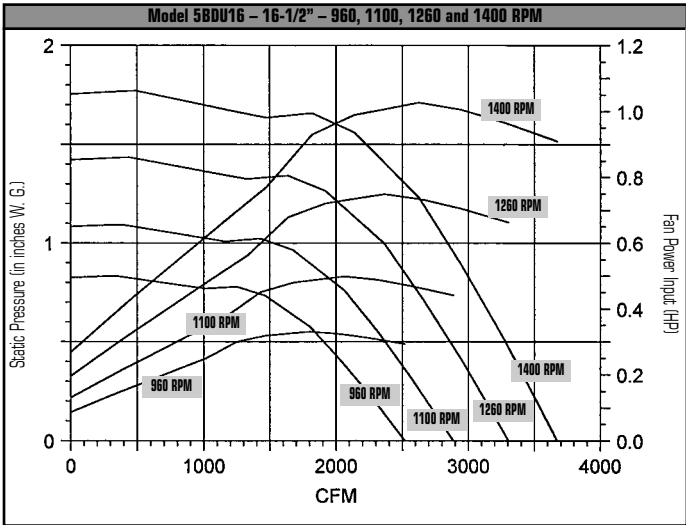
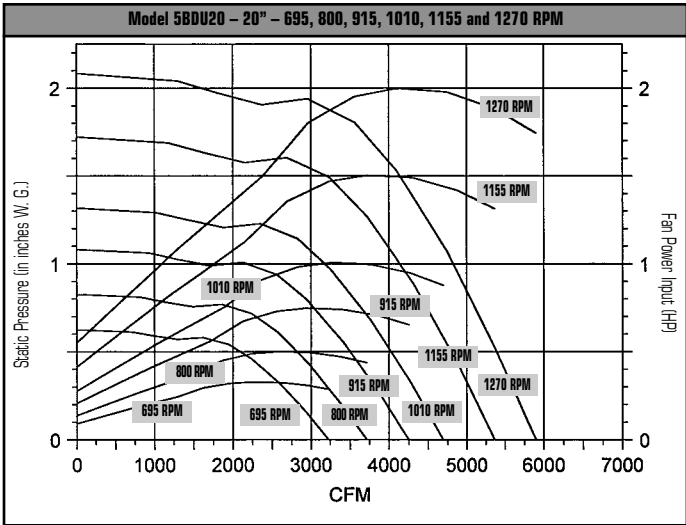
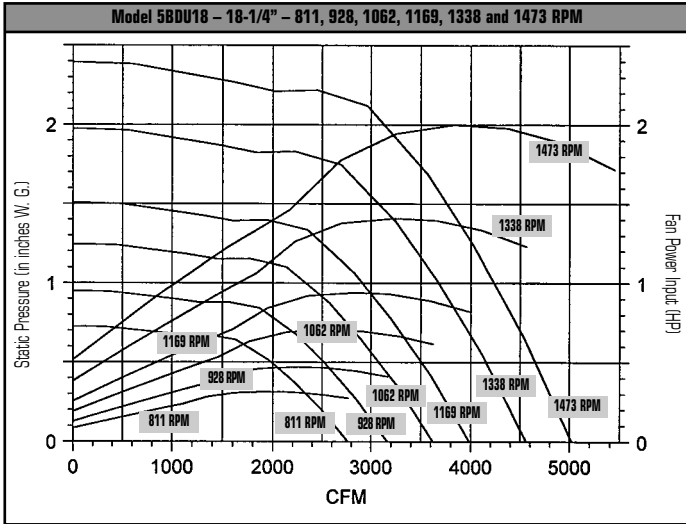
Belt-Drive Upblast Centrifugal Roof & Wall Ventilators – Performance Curves



Performance certified is for installation type A: free inlet, free outlet. Performance rating includes the effects of bird screen.

Centrifugal Ventilators

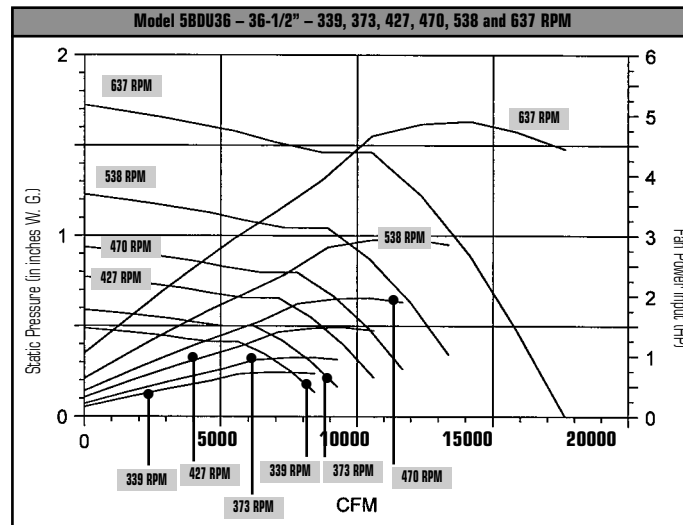
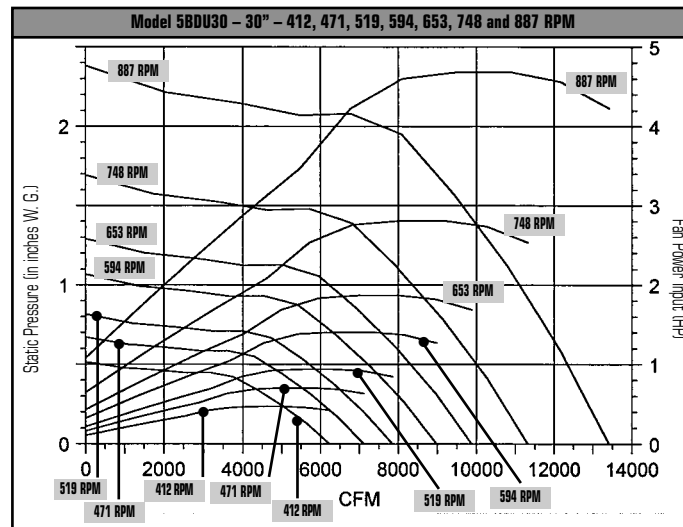
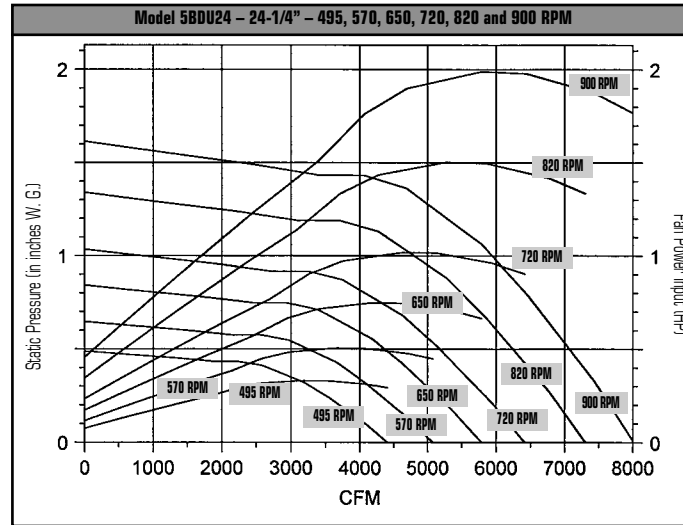
Belt-Drive Upblast Centrifugal Roof & Wall Ventilators – Performance Curves



Performance certified is for installation type A: free inlet, free outlet. Performance rating includes the effects of bird screen.

Centrifugal Ventilators

Belt-Drive Upblast Centrifugal Roof & Wall Ventilators – Performance Curves



Performance certified is for installation type A: free inlet, free outlet. Performance rating includes the effects of bird screen.