

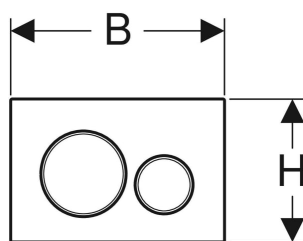


# Geberit Sigma20 flush plate, round, dual flush



Example image



## CHARACTERISTICS

- Front actuation
- Sound-absorbing actuator rods, tool-free fast adjustment

## TECHNICAL DATA

Actuation force (N) max.	20 N
Button shape	round

## SCOPE OF DELIVERY

- Mounting frame
- 2 distance bolts

- 2 actuator rods

## ACCESSORIES

- Geberit extension set for Sigma, Omega and Kappa concealed cisterns
- Geberit DuoFresh module with automatic actuation, for Sigma concealed cistern 12 cm
- Geberit DuoFresh module with automatic actuation and insert for Geberit DuoFresh stick, for Sigma concealed cistern 12 cm
- Geberit DuoFresh module with manual actuation, for Sigma concealed cistern 12 cm
- Geberit DuoFresh module with manual actuation and insert for Geberit DuoFresh stick, for Sigma concealed cistern 12 cm

- Geberit DuoFresh module with automatic actuation, for Sigma concealed cistern 8 cm
- Geberit DuoFresh module with automatic actuation and insert for Geberit DuoFresh stick, for Sigma concealed cistern 8 cm
- Geberit DuoFresh module with manual actuation, for Sigma concealed cistern 8 cm
- Geberit DuoFresh module with manual actuation and insert for Geberit DuoFresh stick, for Sigma concealed cistern 8 cm
- Insert for Geberit DuoFresh stick, for Sigma concealed cistern 8 cm
- Insert for Geberit DuoFresh stick, for Sigma concealed cistern 12 cm

Art. no.	Colour / surface	Product material	B cm	H cm	T cm	Model
115.882.01.1	Plate, Button: white matt / easy-to-clean coated, Design ring/-s: white / glossy	Plastic	24.6	16.4	1.2	dual flush
115.882.11.1	Plate, Button: white / glossy, Design ring/-s: white matt	Plastic	24.6	16.4	1.2	dual flush

<i>Art. no.</i>	<i>Colour / surface</i>	<i>Product material</i>	<i>B</i> <i>cm</i>	<i>H</i> <i>cm</i>	<i>T</i> <i>cm</i>	<i>Model</i>
<b>115.882.14.1</b>	Plate, Button: black matt / easy-to-clean coated, Design ring/-s: chrome / glossy	Plastic	24.6	16.4	1.2	dual flush
<b>115.882.16.1</b>	Plate, Button: black matt / easy-to-clean coated, Design ring/-s: black / glossy	Plastic	24.6	16.4	1.2	dual flush
<b>115.882.DW.1</b>	Plate, Button: black / glossy, Design ring/-s: black matt	Plastic	24.6	16.4	1.2	dual flush
<b>115.882.JQ.1</b>	Plate, Button: chrome / matt, easy-to-clean coated, Design ring/-s: chrome / glossy	Plastic	24.6	16.4	1.2	dual flush
<b>115.882.JT.1</b>	Plate, Button: white matt / easy-to-clean coated, Design ring/-s: chrome / glossy	Plastic	24.6	16.4	1.2	dual flush
<b>115.882.KH.1</b>	Plate, Button: chrome / glossy, Design ring/-s: matt chrome	Plastic	24.6	16.4	1.2	dual flush
<b>115.882.KJ.1</b>	Plate, Button: white / glossy, Design ring/-s: chrome / glossy	Plastic	24.6	16.4	1.2	dual flush
<b>115.882.KK.1</b>	Plate, Button: white / glossy, Design ring/-s: gold-coloured / glossy	Plastic	24.6	16.4	1.2	dual flush
<b>115.882.KM.1</b>	Plate, Button: black / glossy, Design ring/-s: chrome / glossy	Plastic	24.6	16.4	1.2	dual flush
<b>115.882.SN.1</b>	Plate, Button: brushed, easy-to-clean coated, Design ring: polished	Stainless steel	24.6	16.4	1.2	dual flush