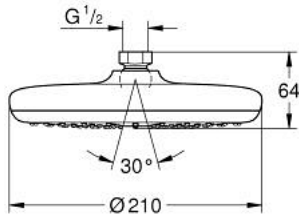
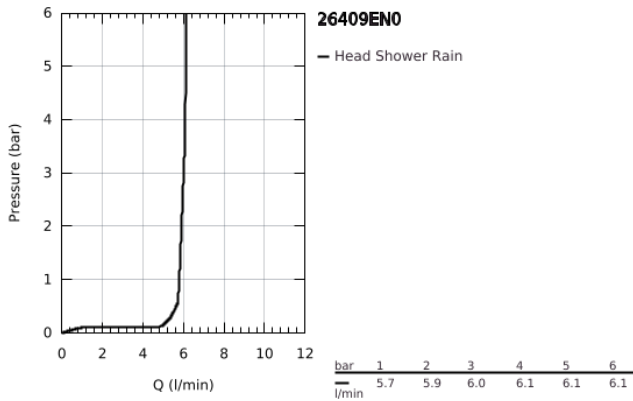


26 409 EN0 TEMPESTA 210 HEAD SHOWER 1 SPRAY

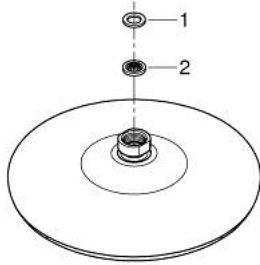


PRODUCT DESCRIPTION

- Colour: brushed nickel
- Rain spray pattern
- maximum flow rate (at 3 bar): 6 l/min
- Ø 210 mm
- Ball joint +/- 15° rotatable
- connection thread 1/2"
- GROHE EcoJoy - less water, perfect flow
- GROHE DreamSpray - perfect spray pattern
- GROHE LongLife finish
- GROHE SpeedClean - effortless limescale removal
- Inner WaterGuide for a longer life
- suitable for instantaneous heater
- min. recommended pressure 1.0 bar



26 409 EN0 TEMPESTA 210 HEAD SHOWER 1 SPRAY



SPARE PARTS, July 2016 – now

1: Fibre seal dia. Ø 18,5 x Ø 12 x 2 (Spare part-nr. 0138900M)

2: Strainer (Spare part-nr. 48007000)