


Starters and Contactors – DC Coils, Late Break Aux Contacts, Rectifiers, Contact Kits

Selection

Ordering Information


4th character of starter or contactor catalog number indicates model.
DC Coils for Size 00-4 require Late Break Interlock.

DC Coils – For Class 14, 17, 18, 22, 25, 26, 30, 32, 40, 43


	Size	Model	Volts DC	Catalog Number	List Price \$
	00-2½	P U (ESP200)	12	75D73070R	
			24	75D73070S	
			32	75D73070T	
			48	75D73070U	
			125	75D73070V	
	3, 3½	P U (ESP200)	12	75D73251R	
			24	75D73251S	
			32	75D73251T	
			48	75D73251U	
			125	75D73251V	
	4	G U (ESP200)	48	75D70131U	
			125	75D70131V	
			250	75D70131W	
	4, 5	V (Vacuum)	23-26	3RT1966-5AB31	
			42-48	3RT1966-5AD31	
			110-127	3RT1966-5AF31	
240-277			3RT1966-5AU31		

Note: For sizes 7 & 8 contactors the AC coils are used for DC see page 9/129.


Late Break Auxiliary Contacts

	Control Size	Model	Catalog Number	List Price \$
	00-4	P, G, S, T	49AB01LB	

Board for Size 8 Contactor

	Control Size	Model	Catalog Number	List Price
	8	H	49ZP1650	

Contact Kits – Single Pole Stationary and Movable Contacts, Contact Spring^①

Description	Size	Number of Poles in Kit	Model (4th position in part number)	Catalog Number	List Price \$	
	Internal Aux Contact (00-1-¾) 00 0		P, U	75AF14		
			P, U	75BF14		
			P, U	75CF14		
	Class 14, 17, 18, 22, 25, 26, 30, 32, 36, 37, 40, 43, 83, 84, 87, 88	1	1	P, U	75DF14	
		1½-1P		P, U	75EF14	
		2	1	P, U	75FP14	
		2½	1	P, U	75GP14	
		3		P, U	75HF14	
		3½	1	P, U	75IF14	
		4	1	G, T	75JG14	
4 (Vacuum)		3 (Bottles)	V, C	3RT1964-6V		
5	3	P	3RT1966-6A			
5 (Vacuum)	3 (Bottles)	V, C	3RT1966-6V			
14, 40	6	3	P	3RT1976-6A		
	6 (Vacuum)	3 (Bottles)	V, C	3RT1976-6V		
	7	3	H	49ZL750		
	8	3	H	49ZL1650		

Armature and Magnet Kits

Size	Catalog Number	List Price \$
00-2½	49AMSA2	
3-3½	49AMSA3	
4	49AMSA4	

① On 3-phase controls, all 3-poles should be replaced - 3 kits required.