

Swanstone Bath Accessories Chart

DSP-2 Tub Wall Soap Shelf Panel

Model	Part	Dimensions	Ship Wt. Lb.	Ship FedEx	Carton Dims. In.	Cu. Ft.
DSP-2	SS60000SD	6 1/2" W x 60" H	9	FedEx	61 x 8 x 5	1.42

Kit Includes: One 6 1/2" x 60" panel with two molded-in soap shelves

WARRANTY
 Limited Lifetime - Residential
 Limited 30-year - Commercial

Swanstone Wall Panel Trim Kits

Model	Part	Dimensions	Ship Wt. Lb.	Ship FedEx	Carton Dims. In.	Cu. Ft.
TK-6072	TK06072	-	23	FedEx	76 x 10 x 3	1.32
TK-105	TK00105	-	32	-	107 x 10 x 3	1.86
TK-105-TP	TK00105TP	-	10	-	107 x 10 x 3	1.86

TK-6072 accommodates Swanstone 60" or 72" high bathtub and shower wall panel systems.

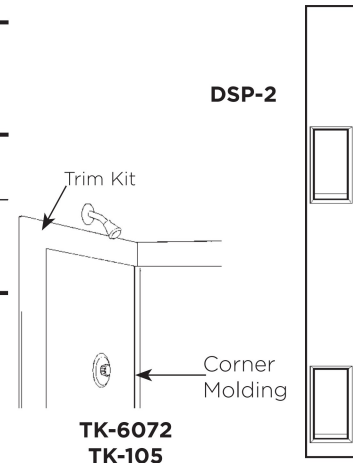
Kit Includes: Four 3 7/8" x 74" trim strips, two 1 1/4" x 1/2" x 72" corner moldings.

TK-105 accommodates Swanstone 96" high shower wall panel system.

Kit Includes: Two 3 7/8" x 105" trim strips, two 3 7/8" x 74" trim strips, two 1 1/4" x 1/2" x 96" corner moldings.

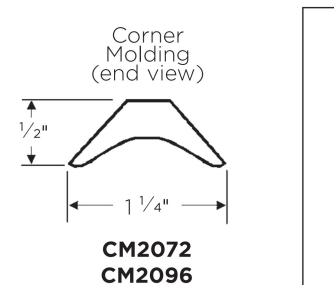
TK-105-TP: Single trim piece

Kit Includes: One 3 7/8" x 105" trim piece. Can be cut to use with 72" walls.



Swanstone Corner Moldings (set of 2)

Model	Part	Dimensions	Ship Wt. Lb.	Ship FedEx	Carton Dims. In.	Cu. Ft.
CM-2072	CM00072	1/2" D x 1 1/4" W x 72" H4	FedEx	73 x 2 x 2	.17	
CM-2096	CM00096	1/2" D x 1 1/4" W x 96" H6	FedEx	97 x 2 x 2	.22	



TK-0372 Batten Strip

Model	Part	Dimensions	Ship Wt. Lb.	Ship FedEx	Carton Dims. In.	Cu. Ft.
TK-0372	TK00372	1/4" D x 3 3/4" W x 72" H	5	FedEx	73 x 4 x 1	.17

Kit Includes: One 3 3/4" x 72" flat batten strip

Batten Strip
TK0372

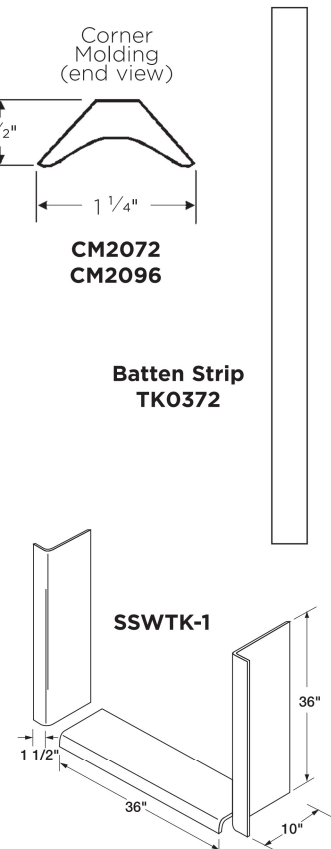
SSWTK-1 Swanstone Window Trim Kit

Model	Part	Dimensions	Ship Wt. Lb.	Ship FedEx	Carton Dims. In.	Cu. Ft.
SSWTK-1 (single)TK03610	-	-	30	FedEx	37 x 12 x 4	1.03

Designed for window sill applications up to 36" wide and 10" deep.

Kit Includes: One horizontal Swanstone sill panel and two vertical Swanstone jamb panels.

Packaging: Packed in individual cartons, both singly* and with a master carton (6 pack).



SS-29 and SS-72 Installation Kits

Model	Part	Dimensions	Ship Wt. Lb.	Ship FedEx	Carton Dims. In.	Cu. Ft.
SS-29*	SS29000	-	6	FedEx	12 x 7 x 7	.34
SS-72**	Ss72000	-	2	FedEx	14 x 7 x 4	.23

***Kit Includes:** Four tubes of clear silicone and one tube of color coordinated silicone to mount wall panels.

One kit per tub wall panel system. Packed in individual cartons.

****Kit Includes:** One tube of clear silicone and one tube of color coordinated silicone to attach single panel to any properly prepared surface. For multiple panel applications, more than one kit will be required. One kit per panel. Packed in individual cartons.



SS-29



SS-72